



Shirdi Sai Rural Institute's

ARTS, SCIENCE AND COMMERCE COLLEGE, RAHATA

"NAAC REACCREDITED "B++" GRADE COLLEGE"

A/P/Tal-Rahata, Dist.-Ahmednagar. (M.S.)423107

Affiliated to Savitribai Phule Pune University, Pune

www.ascrahata.org



SELF STUDY REPORT- CYCLE 3rd 2018-2023

Criterion: VI Governance, Leadership and Management

Key Indicator: 6.2

Implementation of e-governance in areas of operation

Metric: 6.2.2 (QnM)

Implementation of e-governance in areas of operation

- 1.Administration including complaint management**
- 2.Finance and Accounts**
- 3.Student Admission and Support**
- 4.Examination**

**Submitted to
NATIONAL ASSESSMENT AND ACCREDITATION COUNCIL(NAAC)
BENGALURU**



Shirdi Sai Rural Institutes,
Arts, Science and Commerce College, Rahata

Tal- Rahata, Dist-Ahmednagar, Pin - 423107 (MS)
(University of Pune Affiliated ID No. PU/AN/ASC/052/1997)
NAAC RE-ACCREDITED "B++" GRADE COLLEGE



Ref : ASCCR /

Date

DECLARATION

We the undersigned, hereby declare that all information, reports, true copies of the supporting documents, and numerical data submitted by our institution for the purpose of NAAC accreditation have been thoroughly verified by the Internal Quality Assurance Cell (IQAC). We affirm that these submissions are accurate and correct as per our records.


This declaration pertains specifically to the accreditation process for the third cycle of the institution, covering the period from 2018-19 to 2022-23.

Thank you.

Sincerely,


Dr. Vikram P. Bhalekar
Coordinator
Internal Quality Assurance Cell
Arts, Science and Commerce College, Rahata




Prof. (Dr.) Somnath S. Gholap
Principal
Arts, Science and Commerce College
Rahata, Tel-Ahmednagar, Dist-Ahmednagar

Date-30/07/2024

Place- Rahata

Recipient of "Best Rural College Award" from Student Welfare Board, (2011- 12 & 2013-14)
by Savitribai Phule Pune University, Pune - 07 | NAAC Track ID - MHCOGN 80225 AISHE CODE - C - 41932
Phone : (02423) 295488 Email: principal.ascrahata@pravara.in | rahatacollege@rediffmail.com | Website: www.ascrahata.org

6.2.2: Implementation of e-governance in areas of operation

1. Administration

2. Finance and Accounts

3. Student Admission and Support

4. Examination

Audited Financial Statements Include Institutional Spending Reports For E-Governance Leaders Index

Sr. No	Year	Financial Year	Page No.
1	2018-19 to 2022-23	Summary of Institutional Expenditure from the Audited Statement of Accounts, Highlighting E-Governance Implementation for the Years 2018-19 to 2022-23	4
2	2022-23	Audited statement of account highlighting for the budget heads of e- governance implementation ERP Document	5
		Institutional Income & expenditure statements (SR)	6-8
		Institutional Income & expenditure statements (PG)	9-11
3	2021-22	Audited statement of account highlighting for the budget heads of e- governance implementation ERP Document	12
		Institutional Income & expenditure statements (SR)	13-15
		Institutional Income & expenditure statements (PG)	16-18
3	2020-21	Audited statement of account highlighting for the budget heads of e- governance implementation ERP Document	19
		Institutional Income & expenditure statements (SR)	20-22
		Institutional Income & expenditure statements (PG)	23-25
4	2019-20	Audited statement of account highlighting for the budget heads of e- governance implementation ERP Document	26
		Audited statement of accounts highlighting E-Governance Implementation -Note	27
		Institutional Income & expenditure statements (SR)	28-30
		Institutional Income & expenditure statements (PG)	31-33
5	2018-19	Audited statement of account highlighting for the budget heads of e- governance implementation ERP Document	34
		Audited statement of accounts highlighting E-Governance Implementation -Note	35
		Institutional Income & expenditure statements (SR)	36-38
		Institutional Income & expenditure statements (PG)	39-41

**Summary of Institutional Expenditure from the Audited Statement of Accounts,
Highlighting E- Governance Implementation for the
Years 2018-19 to 2022-23**

Summary of Institutional Expenditure For E-Governance

Year 2018-19 to 2022-23

Sr. No.	Year	Expenses incurred for e- governance as per balance sheet		
		UG	PG	Total
1	2022-23	184472/-	2800/-	187272/-
2	2021-22	42656/-	9710/-	52366/-
3	2020-21	-	7828/-	7828/-
4	2019-20	25362/-	-	25362/-
5	2018-19	23371/-	-	23371/-




PRINCIPAL
 Art's, Science & Commerce College
 Rahata, Dist. Ahmednagar.

Audited statement of account highlighting for the budget heads of e- governance

implementation ERP Document

2022-23

Arts, Science and Commerce College,Rahata			
Expenditure incurred on Maintenance of Physical facilities and Academic Support Facilities			
Particulars	Actual Expenditure 2022-23		Total
	SR	PG	
Academic			
Library Books& E-Books	5000	0	5,000.00
ADVERTISEMENT EXPENSES	77994	11870	89,864.00
AFFILIATION FEES TO UNI/BOARD	405100	6000	4,11,100.00
CAREERER GUIDENCE COURSE EXPENSES	18000	0	18,000.00
COMPUTER SOFTWARE FEES & EXPS	184472	2800.00	1,87,272.00
COMPUTER TRAINING EXPENSES	3250	0	3,250.00
EDUCATIONAL EXPENSES	532566	0	5,32,566.00
GARDEN EXPENSES	37120	28635	65,755.00
LABORATORY CURRENT EXPENCES	145032.8	38173	1,83,205.80
P. H. D COURSE EXPENSES	-	0	-
REGISTRATION FEES EXP.	-	11950	11,950.00
RESEARCH PROJECT EXPENSES	-	0	-
SECURITY EXPENSES	1180	0	1,180.00
STAFF INSURANCE EXPS.	-	0	-
VARIOUS PROGRAM.& SEMINAR EXP	324596	111728.00	4,36,324.00
BANK /CHARGES EXP.	7327.50	2109.00	9,436.50
ELECTRICITY CHARGES EXP.	180800.00	2959.00	1,83,759.00
GUEST HOUSE EXPENSES	-	0.00	-
LEGAL EXPENSES	1800.00	0.00	1,800.00
MISCELLANEOUS EXPENSES	8106.00	70844.08	78,950.08
POSTAGE & TELEGRAMS EXPENSES	-	1858.00	1,858.00
TELEPHONE & INTERNET EXPENSES	16636.00	1507.00	18,143.00
TRAVELLING & Transport EXPENSES	55114.00	204260.00	2,59,374.00
BOOK BINDING EXP.	0.00	0.00	-
NEWS PAPERS & PERIODICALS EXP.	9989.00	0.00	9,989.00
PRINTING & STATIONERY EXP.	368656.00	50496.26	4,19,152.26
STATIONARY EXPENSES	0.00	0.00	-
MEETING EXPENSES	11765.00	34724.00	46,489.00
EXAMINATION EXPENCES	0	0	-
N S S/N C C EXP	190231	0	1,90,231.00
STUDENT ACTIVITY EXPENSES	256997	207643	4,64,640.00
STUDENT TRAINING & PLACEMENT	16741	750	17,491.00
AUDIT FEE	30270	20860.00	51,130.00
Total	28,88,743.30	8,09,166.34	36,97,909.64
Physical			
BUILDING & FURNITURE INSURANCE	19553.00	0	19,553.00
STUDENT INSURANCE	0	0	-
RENT BUILDING EXP.	0	0	-
REP & MAINT.	38938	173790.04	2,12,728.04
SANITATION EXPENSES	0	0	-
SUPERVISION & SERVICE CHARGES EXP.	0	0	-
WATER CHARGES EXPENSES	-	0	-
ELECTRICITY MAINT EXP	-	0	-
REPAIRS TO EQUIPMENT	-	0	-
VEHICLE EXPENSES	-	0	-
Total	58,491.00	1,73,790.04	2,32,281.04
Grand Total	29,47,234.30	9,82,956.38	39,30,190.68



FOR KADAM & COMPANY,
CHARTERED ACCOUNTANTS
(U. S. KADAM)
PARTNER
Mem No.03106*


PRINCIPAL
Art's Science & Commerce College
Rahata, Tal.Rahata, Dist.A.Nagar

Institutional Income & Expenditure Statements 2022-23 (SR)

Financial Year 2022-23

SHIRDI SAI RURAL INSTITUTE'S
ARTS, SCIENCE & COMMERCE COLLEGE RAHATA (SENIOR)
TAL: RAHATA DIST: AHMEDNAGAR

INCOME & EXPENDITURE ACCOUNT FOR THE YEAR ENDED 31ST MARCH 2023

EXPENDITURE	AMOUNT	AMOUNT	INCOME	AMOUNT	AMOUNT
TO EXPENDITURE IN RESPECT OF PROPERTIES			BY RENT		
Rent, Rates & Taxes	6,62,410.00		BY INTEREST		
Repairs & Maintenance	38,938.00		On Bank a/c	1,15,514.00	
Insurance	19,553.00		On Other	1,12,240.00	2,27,754.00
Depreciation on Immovable Property	1,73,917.15	8,94,818.15			
TO MEETING EXPENSES		11,765.00	BY DIVIDENDS		-
TO LEGAL & PROFESSIONAL EXPENSES		1,800.00	BY DONATIONS		-
TO AUDIT FEES		30,270.00			
TO AMOUNT WRITTEN OFF		-	BY GRANTS		
TO MISC. EXPENSES		8,106.00	Salary Grants	5,96,43,801.00	
TO DEPRECIATION ON OTHER ASSETS		6,97,361.46	Non-Salary Grants	-	
TO EXPENSES ON OBJECT OF THE TRUST		-	Term Fee grants	-	
Salaries & Allowances	5,95,26,017.00	-	Admission Fee Grants	-	
Bank Charges	7,327.50	-	Other Grants	5,16,617.00	6,01,60,418.00
Advertisement Expenses	77,994.00				
Travelling Expenses	53,964.00		BY FEES RECEIVED		
Garden Expenses	37,120.00		Admission Fees	14,152.00	
Printing & Stationery	3,68,656.00		Tuition Fees	11,48,805.00	
NCC Expenses	10,000.00		Other Fees	14,20,615.00	25,83,572.00
Gymkhana & Gathering Expenses	13,934.00				
Computer & Software Expenses	1,84,472.00		BY OTHER INCOME		
Library E-General Fee	5,900.00		Other receipt	11,66,513.00	
Electrical Expenses	1,80,800.00		Miscellaneous Income	2,70,235.00	14,36,748.00
Earn & Learn Exp.	43,695.00				
Pro-Rata Exp.	3,33,602.00				
Internet /Telephone Charges	16,636.00				
Affiliation Fee to Uni./Board	4,05,100.00		BY EXCESS OF EXPENDITURE OVER INCOME	13,84,228.91	13,84,228.91
Various Program Exp.	1,28,820.00				
Seminar & Workshop Expenses	1,95,776.00				
Training & Placement	15,841.00				
Laboratory Current Expenses	1,45,032.80				
Student Expenses	2,67,003.00				
Administrative Charges	17,85,781.00				
News Paper & Periodicals	9,989.00				
N S S Expenses	1,80,231.00				
Staff Training & Seminar	21,250.00				
Other Misc. Expenses	1,180.00				
Alumni Expenses	1,31,329.00				
Transport & Handling	1,150.00	6,41,48,600.30			
TOTAL		6,57,92,720.91	TOTAL		6,57,92,720.91

As per our report of even date

PLACE - RAHATA


DATE - 29/09/2023


PRINCIPAL
 Art's Science & Commerce College
 Rahata, Tal. Rahata, Dist. A. Nagar


 (Prof. Dr. S. S. Gholap)
PRINCIPAL
 Art's, Science & Commerce
 College, Rahata

For Kadam & Company
Chartered Accountants


 (U.S. Kadam)
 Partner
 M.No. 031055
 UDIN:23031055BGTMLC8251



ARTS,SCIENCE & COMMERCE COLLEGE RAHATA (SENIOR)

TAL: RAHATA DIST: AHMEDNAGAR

BALANCE SHEET AS ON 31 ST MARCH, 2023

FUNDS & LIABILITIES	AMOUNT	AMOUNT	PROPERTIES & ASSETS	AMOUNT	AMOUNT
OTHER FUND			FIXED ASSETS		
Equipment Fund	23,00,000.00		Immovable Properties	67,82,768.66	
Building Fund	80,00,000.00		Furniture And Dead Stock	16,78,075.82	
Student Aid Fund	1,83,578.00		Other Assets	40,56,038.03	1,25,16,882.51
Student Welfare Fund	6,51,499.00				
Other Fund	5,01,500.00	1,16,36,577.00	Stock In Hand		1,93,526.78
EARMARKED FUND			ADVANCES		
Prize Fund	1,51,000.00	1,51,000.00	Advance to Employees	49,758.00	
			Deposit for Services	1,78,002.00	
DEPOSITS			Sundry debtors	300.00	2,28,060.00
Security Deposit	1,46,525.00				
Deposit from Students	3,30,421.00	4,76,946.00	BANK FIXED DEPOSIT		
			F.D. with P.S.B.Ltd	28,73,012.00	28,73,012.00
CURRENT LIABILITIES			BANK SAVING ACCOUNT		
Creditors for Suppliers & expenses	-	-	Sav a/c with Bank of Mah.-Exam	9,63,200.84	
			Sav a/c with Bank of Mah.-FIST	10,69,124.00	
OTHER LIABILITIES			Sav a/c with Bank of Mah.- P.F	16,650.00	
Other Liabilities	59,90,468.90	59,90,468.90	Sav a/c with Bank of Mah.-Salary	3,84,607.70	
			Sav a/c with U.B.I	2,11,196.54	26,44,779.08
INTER UNIT BALANCES			BANK CURRENT ACCOUNT		
Shirdi Sai Rural Institutes	2,71,98,640.03		Current a/c with A.D.C.C Rahata	14,348.90	
	-	2,71,98,640.03	Current a/c with BOM(Net Banking)	8,17,719.30	
			Current a/c with P.S.B.Rahata-I	2,090.07	
			Current a/c with U.B.I.NSS	1,92,909.95	
			Current a/c with U.B.I.- SWB	93,942.25	
			Current a/c with P.S.B.Rahata-208	2,89,592.50	
			SBI Current A/c 3471	79,43,725.00	
			PSB Scho(Dr.B.V.P.S)	9,764.00	93,64,091.97
			CASH IN HAND		48,732.56
			INCOME & EXPENDITURE A/C		
			Balance as Per Last Balance Sheet	1,62,00,318.12	
			Income/Expenditure - Add	13,84,228.91	1,75,84,547.03
TOTAL		4,54,53,631.93	TOTAL		4,54,53,631.93

As per our report of even date
PLACE - RAHATA

DATE - 23/09/2023


PRINCIPAL

**Art's Science & Commerce College
Rahata, Tal.Rahata, Dist.A.Nagar**

For Kadam & Company
Chartered Accountants

(U.S. Kadam)
Partner
M.No. 031055
UDIN:23031055BGTMLC8251



SHIRDI SAI RURAL INSTITUTE'S
ARTS, SCIENCE & COMMERCE COLLEGE RAHATA (SENIOR)

A/P. Pimpalas Tal. Rahata Dist. Ahmednagar

FIXED ASSETS SCHEDULE AS ON 31ST MARCH 2023

FIXED ASSETS SCHEDULE AS ON 31st MARCH 2023												
SR. NO.	NAME OF ASSET	RATE	C O S T			D E P R E C I A T I O N				W D V		
			AS ON 31-3-2022	ADDITIONS	SALE/ADJ.	TOTAL 31-3-2023	AS ON 31-3-2022	DURING YEAR	SALE/ADJ.	TOTAL 31-3-2023	AS ON 31-3-2023	AS ON 31-3-2022
A	IMMOVABLE PROPERTIES											
1	Land	-	-	-	-	-	-	-	-	-	-	-
2	Buildings	2.50%	50,86,695.00	-	-	50,86,695.00	6,82,360.07	1,10,108.37	-	7,92,468.44	42,94,226.37	44,04,334.74
3	Compound Fencing	2.50%	6,75,319.00	-	-	6,75,319.00	1,04,807.63	14,262.78	-	1,19,070.41	5,56,248.59	5,70,511.37
4	Water Storage Tank	2.50%	13,52,226.00	-	-	13,52,226.00	2,43,105.17	27,728.02	-	2,70,833.19	10,81,392.81	11,09,120.83
5	Pipe & Pipe Fitting	2.50%	36,665.00	-	-	36,665.00	9,753.98	672.78	-	10,426.76	26,238.47	26,911.25
6	Wells	2.50%	3,44,035.00	-	-	3,44,035.00	1,00,595.41	6,085.99	-	1,06,681.40	2,37,353.60	2,43,439.59
7	Parking Shed	2.50%	6,75,004.00	-	-	6,75,004.00	72,635.97	15,059.20	-	87,695.17	5,87,308.83	6,02,368.03
8	Capital Work in Progress	-	-	-	-	-	-	-	-	-	-	-
	Sub Total		81,69,944.00	-	-	81,69,944.00	12,13,258.23	1,73,917.14	-	13,87,175.38	67,82,768.66	69,56,685.80
B	FURNITURE & DEAD STOCK	10%	46,09,469.00	-	-	46,09,469.00	27,44,940.31	1,86,452.87	-	29,31,393.18	16,78,075.82	18,64,526.69
	Sub Total		46,09,469.00	-	-	46,09,469.00	27,44,940.31	1,86,452.87	-	29,31,393.18	16,78,075.82	18,64,526.69
C	OTHER ASSETS											
1	Electncal Installation	10%	15,61,981.00	-	-	15,61,981.00	9,34,616.85	62,736.42	-	9,97,353.27	5,64,627.74	6,27,364.15
2	Library Books	10%	20,26,212.00	5,000.00	-	20,31,212.00	14,33,882.43	59,732.96	-	14,93,615.39	5,37,596.61	5,92,329.57
3	Lab. Fittings & Equipment	10%	45,56,568.03	3,45,175.00	-	49,01,743.03	25,67,941.46	2,33,380.16	-	28,01,321.62	21,00,421.41	19,88,626.57
4	Games Equipment	10%	12,63,075.00	-	-	12,63,075.00	8,31,353.23	43,172.18	-	8,74,525.41	3,88,549.59	4,31,721.77
5	Works Exp. equipment	10%	-	-	-	-	-	-	-	-	-	-
6	Audio Visual Aids	10%	17,945.00	-	-	17,945.00	17,945.00	-	-	17,945.00	-	-
7	Educational Aids	10%	1,11,866.00	-	-	1,11,866.00	77,443.07	3,442.29	-	80,885.36	30,980.64	34,422.93
8	Workshop Equipment	10%	-	-	-	-	-	-	-	-	-	-
9	Computer/Electronic Equip.	20%	28,53,740.00	-	-	28,53,740.00	23,11,600.77	1,08,427.85	-	24,20,028.62	4,33,711.38	5,42,139.23
10	Swimming Pool Equip.	10%	-	-	-	-	-	-	-	-	-	-
11	Office Equipment	10%	1,940.00	-	-	1,940.00	1,772.60	16.74	-	1,789.34	150.66	167.40
12	Other Equipment	10%	-	-	-	-	-	-	-	-	-	-
13	Solar Water H.S	10%	-	-	-	-	-	-	-	-	-	-
	Sub Total		1,23,93,327.03	3,50,175.00	-	1,27,43,502.03	81,76,555.41	5,10,908.60	-	86,87,464.00	40,56,038.03	42,16,771.63
D	LIVE STOCK	-	-	-	-	-	-	-	-	-	-	-
	GRAND TOTAL		2,51,72,740.03	3,50,175.00	-	2,55,22,915.03	1,21,34,753.95	8,71,278.61	-	1,30,06,032.55	1,25,16,882.51	1,30,37,986.12

EXAMINED & FOUND CORRECT,
PLACE - RAHATA

DATE - 23/09/2023


PRINCIPAL
Art's Science & Commerce College
Rahata, Tal. Rahata, Dist. A. Nagar

For Kadam & Company
Chartered Accountants

(U.S. Kadam)
Partner
M.No. 031055
UDIN:23031055BGTMLC8251



Statements 2022-23 (PG)

Financial Year 2022-23

SHIRDI SAI RURAL INSTITUTE'S
ARTS, SCIENCE & COMMERCE COLLEGE RAHATA (POST GRADUATE)
TAL: RAHATA DIST: AHMEDNAGAR

INCOME & EXPENDITURE ACCOUNT FOR THE YEAR ENDED 31ST MARCH 2023

EXPENDITURE	AMOUNT	AMOUNT	INCOME	AMOUNT	AMOUNT
TO EXPENDITURE IN RESPECT OF PROPERTIES			BY INTEREST		
Rent, Rates & Taxes	1,38,440.00		On Bank a/c		
Insurance on Property					
Depreciation on Immovable Property	238.41	1,38,678.41	BY DIVIDENDS		
TO MEETING EXPENSES		34,724.00	BY FEES RECEIVED		
TO AUDIT FEES		20,860.00	Admission Fees	3,821.00	
TO DEPRECIATION ON OTHER ASSETS		1,32,000.91	Tuition Fees	21,28,698.00	
TO EXPENSES ON OBJECT OF THE TRUST			Other Fees	72,53,025.00	93,85,544.00
Salaries & Allowances	54,36,573.00		BY OTHER INCOME		
Seminar & Workshop Exp	2,500.00		Other Receipts	85,483.00	2,42,660.00
Bank Charges	2,109.00		Miscellaneous Income	1,57,177.00	
Advertisement Expenses	11,870.00		BY EXCESS OF EXPENDITURE OVER INCOME		
Travelling Expenses	1,90,613.00				
Postage & Telephone	1,858.00				
Printing & Stationery	50,496.26				
FDP Registration Fees	11,950.00				
Gymkhana & Gathering Expenses	12,783.00				
Garden Exp	28,635.00				
Transport Charges	13,647.00				
Electrical Expenses	2,959.00				
Telephone & Internet Charges	1,507.00				
Affiliation Fee to Uni /Board	6,000.00				
Traning & Placement Exp	750.00				
Legal & Professional Fee	1,860.00				
Student Expenses	2,07,643.00				
PF Admin & EDLI Charges	32,477.00				
PF Contribution	49,140.00				
Laboratory Current Exp	38,173.00				
Various Program & Seminar	1,09,228.00				
Sanitation Expenses	4,935.00				
Administration Charges	1,77,486.00				
Repairs & Maintenance Expenses	1,73,790.04				
Computer/Software Expenses	2,800.00				
Other Misc Expenses	51,266.08	66,23,048.38			
TO EXCESS OF INCOME OVER EXPENDITURE		26,78,892.30			
TOTAL		96,28,204.00	TOTAL		96,28,204.00

As per our report of even date
PLACE - RAHATA

DATE: 23/09/2023


PRINCIPAL
Art's Science & Commerce College
Rahata, Tal. Rahata, Dist. A. Nagar

For Kadam & Company
Chartered Accountants

(U.S. Kadam)
Partner
M.No. 031055
UDIN:23031055BGTMLC8251



SHIRDI SAI RURAL INSTITUTE'S
ARTS, SCIENCE & COMMERCE COLLEGE RAHATA (POST GRADUATE)
TAL: RAHATA DIST: AHMEDNAGAR
BALANCE SHEET AS ON 31ST MARCH 2023

FUNDS & LIABILITIES	AMOUNT	AMOUNT	PROPERTIES & ASSETS	AMOUNT	AMOUNT
OTHER FUND			FIXED ASSETS		
Development Fund	6,06,615 00		Immovable Properties	9,298 04	
Student Welfare Fund	1,06,721 00		Furniture And Dead Stock	10,36,103 41	
Student Aid Fund	28,136 00	7,41,472.00	Other Assets	1,55,324 86	12,00,726 31
EARMARKED FUND			STOCK IN HAND		14,834 20
Prize Fund	5,313 00	5,313.00	ADVANCES		
DEPOSITS			Advance to Employees	5,53,659 00	
Deposit	82,084 00	4,18,684.00	Advance to others	-	
Security Deposit	3,36,600 00		Deposit for Services	590 00	5,54,249 00
CURRENT LIABILITIES			BANK FIXED DEPOSIT		
Creditors for Supplies & Expenses	6,143 00		F D with P S B Ltd		
Unpaid Salary	62,357 00	68,500.00	BANK CURRENT ACCOUNT		
OTHER LIABILITIES			Curr a/c with P S B Ltd -145	2,019 00	
Other Liabilities	6,99,718 00	6,99,718.00	Curr a/c with P S B Ltd -210	2,65,568 00	
INTER UNIT BALANCES			PSB 305	6,564 00	2,74,151 00
Shirdi Sai Rural Institute	66,56,665 15	66,56,665.15	CASH IN HAND		
	-		Cash in Hand	60,044 52	60,044 52
			INCOME & EXPENDITURE A/C		
			Balance as Per Last Balance Sheet	91,65,239 42	
			Income/Expenditure - Surplus	26,78,892 30	64,86,347 12
TOTAL		85,90,352.15	TOTAL		85,90,352.15

As per our report of even date
PLACE - RAHATA

DATE - 23/09/2023


PRINCIPAL

Art's Science & Commerce College
Rahata, Tal Rahata, Dist. A. Nagar

For Kadam & Company
Chartered Accountants


(U.S. Kadam)
Partner
M.No. 031055
UDIN:23031055BGTMLC8291



SHRI GANESH RURAL INSTITUTE'S
ARTS, SCIENCE & COMMERCE COLLEGE RAHATA (POST GRADUATE)
Tal. Rahata Dist. Ahmednagar
FIXED ASSETS SCHEDULE AS ON 31ST MARCH 2023

SR. NO.	NAME OF ASSET	Rate	C O S T				D E P R E C I A T I O N				W D V	
			AS ON 31-3-2022	ADDITIONS	SALE/ADJ.	TOTAL 31-3-2023	AS ON 31-3-2022	DURING YEAR	SALE/ADJ.	TOTAL 31-3-2023	AS ON 31-3-2023	ASON 31-3-22
A	IMMOVABLE PROPERTIES											
1	Land	2.5%	-	-	-	-	-	-	-	-	-	-
2	Buildings	2.5%	-	-	-	-	-	-	-	-	-	-
3	Compound Fencing	2.5%	-	-	-	-	-	-	-	-	-	-
4	Misc. Construction	2.5%	-	-	-	-	-	-	-	-	-	-
5	Pipe & Pipe Fitting	2.5%	-	-	-	-	-	-	-	-	-	-
6	Borewell	2.5%	12,975.00	-	-	12,975.00	3,438.55	238.41	-	3,676.96	9,298.04	9,536.45
7	Capital Work in Progress	-	-	-	-	-	-	-	-	-	-	-
	Sub Total		12,975.00	-	-	12,975.00	3,438.55	238.41	-	3,676.96	9,298.04	9,536.45
B	FURNITURE & DEAD STOCK	10%	15,79,449.00	-	-	15,79,449.00	4,28,222.99	1,15,122.60	-	5,43,345.59	10,36,103.41	11,51,226.01
	Sub Total		15,79,449.00	-	-	15,79,449.00	4,28,222.99	1,15,122.60	-	5,43,345.59	10,36,103.41	11,51,226.01
C	OTHER ASSETS											
1	Electrical Installation	10%	64,266.00	-	-	64,266.00	34,160.56	3,010.54	-	37,171.10	27,094.90	30,105.44
2	Water Storage Tank	10%	-	-	-	-	-	-	-	-	-	-
3	Vehicle	10%	-	-	-	-	-	-	-	-	-	-
4	Library Books	10%	4,77,003.00	-	-	4,77,003.00	3,47,430.80	12,957.22	-	3,60,388.02	1,16,614.98	1,29,572.20
5	Lab. Fittings & Equipments	10%	23,656.00	-	-	23,656.00	14,550.47	910.55	-	15,461.02	8,194.98	9,105.53
6	Games Equipments	10%	-	-	-	-	-	-	-	-	-	-
7	Works Exp. Equipments	10%	-	-	-	-	-	-	-	-	-	-
8	Audio Visual Aids	10%	-	-	-	-	-	-	-	-	-	-
9	Educational Aids	10%	-	-	-	-	-	-	-	-	-	-
10	Workshop Equipments	10%	-	-	-	-	-	-	-	-	-	-
11	Computer Equipments	20%	-	-	-	-	-	-	-	-	-	-
12	Swimming Pool Equipments	10%	-	-	-	-	-	-	-	-	-	-
13	Office Equipments	10%	-	3,420.00	-	3,420.00	-	-	-	-	3,420.00	-
14	Other Equipments	10%	-	-	-	-	-	-	-	-	-	-
15	Solar Water H.S.	10%	-	-	-	-	-	-	-	-	-	-
	Total		5,64,925.00	3,420.00	-	5,68,345.00	3,96,141.83	16,878.31	-	4,13,020.15	1,55,324.86	1,68,783.17
D	LIVE STOCK	-	-	-	-	-	-	-	-	-	-	-
	GRAND TOTAL		21,57,349.00	3,420.00	-	21,60,769.00	8,27,803.37	1,32,239.32	-	9,60,042.70	12,00,726.31	13,29,545.63

EXAMINED & FOUND CORRECT,
PLACE - RAHATA

DATE - 23/09/2023


PRINCIPAL
Art's Science & Commerce College
Rahata, Tal. Rahata, Dist. A. Nagar

For Kadam & Company
Chartered Accountants

(U.S. Kadam)
Partner
M.No. 031055
UDIN:23031055BGTMLC8261



Audited statement of account highlighting for the budget heads of e- governance

implementation ERP Document

2021-22

Arts, Science and Commerce College, Rahata			
Expenditure incurred on Maintenance of Physical facilities and Academic Support Facilities			
Particulars	Actual Expenditure 2021-22		Total
	SR	PG	
Academic			
Library Books & E-Books	214620	20396	2,35,016.00
ADVERTISEMENT EXPENSES	5418	225	5,643.00
AFFILIATION FEES TO UNI./BOARD	176484	0	1,76,484.00
CAREERER GUIDENCE COURSE EXPENSES	0	0	-
COMPUTER SOFTWARE FEES & EXPS.	42656	9710.00	52,366.00
COMPUTER TRAINING EXPENSES	0	0	-
EDUCATIONAL EXPENSES	0	23180	23,180.00
GARDEN EXPENSES	15150	35315	50,465.00
LABORATORY CURRENT EXPENSES	193020	0	1,93,020.00
P.H.D COURSE EXPENSES	0	0	-
REGISTRATION FEES EXP.	0	10000	10,000.00
RESEARCH PROJECT EXPENSES	10000	0	10,000.00
VARIOUS PROGRAM & SEMINAR EXP	17385	88416.00	1,05,801.00
BANK /CHARGES EXP.	8649.90	1259.00	9,908.90
ELECTRICITY CHARGES EXP.	36310.00	6500.00	42,810.00
GUEST HOUSE EXPENSES	0.00	0.00	-
LEGAL EXPENSES	0.00	0.00	-
MISCELLANEOUS EXPENSES	152619.00	14470.00	1,67,089.00
POSTAGE & TELEGRAM EXPENSES	0.00	2106.00	2,106.00
TELEPHONE & INTERNET EXPENSES	18263.00	0.00	18,263.00
TRAVELLING EXPENSES	5228.00	47259.00	52,487.00
BOOK BINDING EXP.	0.00	0.00	-
NEWS PAPERS & PERIODICALS EXP.	2295.00	300.00	2,595.00
PRINTING & STATIONERY EXP.	114965.75	61349.75	1,76,315.50
STATIONARY EXPENSES	0.00	0.00	-
MEETING EXPENSES	400.00	13137.00	13,537.00
EXAMINATION EXPENSES	80396	24677	1,05,073.00
N.S.S./N.C.C. EXP.	155740	0	1,55,740.00
STUDENT ACTIVITY EXPENSES	78676	26150	1,04,826.00
STUDENT TRAINING & PLACEMENT EXPENSES	28583	3085	31,668.00
AUDIT FEE	47990	18200.00	66,190.00
Total	14,04,848.65	4,05,734.75	18,10,583.40
Physical			
BUILDING & FURNITURE INSURANCE	17743.00	0	17,743.00
STUDENT INSURANCE	-	0	-
REP. & MAINT.	20495	69782.00	90,277.00
SANITATION EXPENSES	-	33937	33,937.00
SUPERVISION & SERVICE CHARGES EXP.	-	-	-
WATER CHARGES EXPENSES	-	-	-
ELECTRICITY MAINT EXP.	-	-	-
REPAIRS TO EQUIPMENT	-	-	-
VEHICLE EXPENSES	-	0.00	-
Total	38238	103719.00	1,41,957.00
Grand Total	1443086.65	509453.75	19,52,540.40

FOR KADAM & COMPANY
CHARTERED ACCOUNTANTS
U. S. KADAM
PARTNER
Mem No.031055

PRINCIPAL
Art's Science & Commerce College
Rahata, Dist. Raigarh, Dist. A Nagar

Institutional Income & Expenditure Statements 2021-22 (SR)

SHIRDI SAI RURAL INSTITUTE'S
ARTS, SCIENCE & COMMERCE COLLEGE RAHATA (SENIOR)
TAL: RAHATA DIST: AHMEDNAGAR

INCOME & EXPENDITURE ACCOUNT FOR THE YEAR ENDED 31ST MARCH 2022

EXPENDITURE	AMOUNT	AMOUNT	INCOME	AMOUNT	AMOUNT
TO EXPENDITURE IN RESPECT OF PROPERTIES			BY RENT		
Rent, Rates & Taxes	10,06,448.00		BY INTEREST		
Repairs & Maintenance	20,495.00		On Bank a/c	2,53,492.00	
Insurance	17,743.00		On Other	-	2,53,492.00
Depreciation on Immovable Property	1,78,376.56	12,23,062.56	BY DIVIDENDS		
TO MEETING EXPENSES		400.00	BY DONATIONS		
TO LEGAL & PROFESSIONAL EXPENSES		-	BY GRANTS		
TO AUDIT FEES		47,990.00	Salary Grants	4,06,31,543.00	
TO AMOUNT WRITTEN OFF		-	Non-Salary Grants	-	
TO MISC. EXPENSES		-	Term Fee grants	-	
TO DEPRECIATION ON OTHER ASSETS		7,50,997.15	Admission Fee Grants	-	
TO EXPENSES ON OBJECT OF THE TRUST		-	Other Grants	1,10,655.00	4,07,42,198.00
Salaries & Allowances	4,05,68,981.00		BY FEES RECEIVED		
Bank Charges	8,649.90		Admission Fees	28,870.00	
Advertisement Expenses	5,418.00		Tuition Fees	6,46,827.00	
Travelling Expenses	5,228.00		Other Fees	16,16,858.00	22,92,555.00
Garden Expenses	15,150.00		BY OTHER INCOME		
Printing & Stationery	1,14,965.75		Profit on Sale of Assets	-	
NCC Expenses	9,500.00		Miscellaneous Income	87,519.21	87,519.21
Gymkhana & Gathering Expenses	14,300.00		BY EXCESS OF EXPENDITURE OVER INCOME	15,74,574.15	15,74,574.15
Computer & Software Expenses	30,856.00				
Library E-General Fee	11,800.00				
Electrical Expenses	36,310.00				
Earn & Learn Exp	6,480.00				
Pro-Rata Exp	1,59,184.00				
Internet /TelephoneCharges	18,263.00				
Affiliation Fee to Uni./Board	17,300.00				
Various Program Exp	28,583.00				
Seminar & Workshop Expenses	17,385.00				
Sanitation Expenses	11,348.00				
Laboratory Current Expenses	1,93,020.00				
Student Expenses	57,896.00				
Administrative Charges	12,17,069.00				
News Paper & Periodicals	2,295.00				
N.S.S Expenses	1,46,240.00				
Research Project Exp	10,000.00				
Other Misc. Expenses	2,21,667.00	4,29,27,888.65			
TOTAL		4,49,50,338.36	TOTAL		4,49,50,338.36

As per our report of even date
PLACE - RAHATA

DATE -


PRINCIPAL
Art's Science & Commerce College
Rahata, Tal. Rahata, Dist. A. Nagar



For Kadam & Company
Chartered Accountants

(U.S. Kadam)
Partner
M.No. 031055
UDIN: 22031055AWBPVR5569

**SHIRDI SAI RURAL INSTITUTE'S
ARTS, SCIENCE & COMMERCE COLLEGE RAHATA (SENIOR)
TAL: RAHATA DIST: AHMEDNAGAR
BALANCE SHEET AS ON 31ST MARCH, 2022**

FUNDS & LIABILITIES	AMOUNT	AMOUNT	PROPERTIES & ASSETS	AMOUNT	AMOUNT
OTHER FUND			FIXED ASSETS		
Equipment Fund	23,00,000.00		Immovable Properties	69,56,685.80	
Building Fund	80,00,000.00		Furniture And Dead Stock	18,64,528.69	
Student Aid Fund	1,80,027.00		Other Assets	42,16,771.63	1,30,37,986.12
Student Welfare Fund	6,23,204.00				
Other Fund	4,76,500.00	1,15,79,731.00	Stock In Hand		1,93,526.78
EARMARKED FUND			ADVANCES		
Prize Fund	1,51,000.00	1,51,000.00	Advance to Employees	-	
DEPOSITS			Deposit for Services	1,78,002.00	
Security Deposit	1,46,525.00		Sundry debtors	300.00	1,78,302.00
Deposit from Students	3,29,781.00	4,76,306.00	BANK FIXED DEPOSIT		
CURRENT LIABILITIES			F.D. with P.S.B. Ltd.	11,53,416.00	11,53,416.00
Creditors for Suppliers & expenses	-	-	BANK SAVING ACCOUNT		
OTHER LIABILITIES			Sav a/c with Bank of Mah - Exam.	1,84,277.54	
Other Liabilities	65,22,083.40	65,22,083.40	Sav a/c with Bank of Mah - FIST	10,40,221.00	
INTER UNIT BALANCES			Sav a/c with Bank of Mah - P.F.	12,918.80	
Shirdi Sai Rural Institutes	1,59,84,814.23		Sav a/c with Bank of Mah - Salary	2,48,287.40	
Arts, Science & Commerce College (Junior)	-		Sav a/c with U.B.I.	19,56,189.74	34,41,894.48
Arts, Science & Commerce College (PG)	-	1,59,84,814.23	BANK CURRENT ACCOUNT		
TOTAL		3,47,13,934.63	Current a/c with A.D.C.C. Rahata	14,468.90	
			Current a/c with BOM (Net Banking)	3,77,338.30	
			Current a/c with P.S.B. Rahata-I	2,088.07	
			Current a/c with U.B.I. NSS	27,168.75	
			Current a/c with U.B.I - SWB	84,618.05	
			Current a/c with P.S.B. Rahata-208	2,262.50	5,07,944.57
			CASH IN HAND		666.56
			INCOME & EXPENDITURE A/C		
			Balance as Per Last Balance Sheet	1,46,25,623.97	
			Income/Expenditure - Add	15,74,574.15	1,62,00,198.12
TOTAL		3,47,13,934.63	TOTAL		3,47,13,934.63

As per our report of even date
PLACE - RAHATA

DATE -


PRINCIPAL
Art's Science & Commerce College
Rahata, Tal. Rahata, Dist. A. Nagar



For Kadam & Company
Chartered Accountants



(U.S. Kadam)
Partner
M.No. 031055
UDIN: 22031055AWBPVR5569

SHIRDI SAI RURAL INSTITUTE'S
ARTS, SCIENCE & COMMERCE COLLEGE RAHATA (SENIOR)
A/P. Pimpalas Tal. Rahata Dist. Ahmednagar
FIXED ASSETS SCHEDULE AS ON 31ST MARCH 2022

FIXED ASSETS SCHEDULE AS ON 31ST MARCH -2022												
Sr. NO.	NAME OF ASSET	RATE	C O S T			D E P R E C I A T I O N				W D V		
			AS ON 31-3-2021	ADDITIONS	SALE/ADJ.	TOTAL 31-3-2022	AS ON 31-3-2021	DURING YEAR	SALE/ADJ.	TOTAL 31-3-2022	AS ON 31-3-2022	AS ON 31-3-2021
A	IMMOVABLE PROPERTIES											
1	Land	-	-	-	-	-	-	-	-	-	-	-
2	Buildings	2.50%	50,86,695.00	-	-	50,86,695.00	5,69,428.40	1,12,931.67	-	6,82,360.07	44,04,334.74	45,17,266.60
3	Compound Fencing	2.50%	6,75,319.00	-	-	6,75,319.00	90,179.13	14,628.50	-	1,04,807.63	5,70,511.37	5,85,139.87
4	Water Storage Tank	2.50%	13,52,226.00	-	-	13,52,226.00	2,14,666.17	28,439.00	-	2,43,105.17	11,09,120.83	11,37,560.07
5	Pipe & Pipe Fitting	2.50%	36,665.00	-	-	36,665.00	9,063.96	690.02	-	9,753.98	26,911.25	27,600.84
6	Wells	2.50%	3,44,035.00	-	-	3,44,035.00	94,353.37	6,242.04	-	1,00,595.41	2,43,439.59	2,49,681.63
7	Parking Shed	2.50%	6,75,004.00	-	-	6,75,004.00	57,190.64	15,445.33	-	72,635.97	6,02,368.03	6,17,813.36
8	Capital Work in Progress	-	-	-	-	-	-	-	-	-	-	-
	Sub Total		81,69,944.00	-	-	81,69,944.00	10,34,881.67	1,78,376.56	-	12,13,258.23	69,56,685.80	71,35,062.37
B	FURNITURE & DEAD STOCK	10%	46,09,469.00	-	-	46,09,469.00	25,37,770.45	2,07,169.86	-	27,44,940.31	18,64,528.69	20,71,698.55
	Sub Total		46,09,469.00	-	-	46,09,469.00	25,37,770.45	2,07,169.86	-	27,44,940.31	18,64,528.69	20,71,698.55
C	OTHER ASSETS											
1	Electrical Installation	10%	14,16,451.00	1,45,530.00	-	15,61,981.00	8,64,909.72	69,707.13	-	9,34,616.85	6,27,364.15	5,51,541.28
2	Library Books	10%	18,11,592.00	2,14,620.00	-	20,26,212.00	13,68,068.03	65,814.40	-	14,33,882.43	5,92,329.57	4,43,523.97
3	Lab. Fittings & Equipment	10%	45,56,568.03	-	-	45,56,568.03	23,46,982.95	2,20,958.51	-	25,67,941.46	19,88,626.57	22,09,585.08
4	Games Equipment	10%	12,63,075.00	-	-	12,63,075.00	7,83,384.14	47,969.09	-	8,31,353.23	4,31,721.77	4,79,690.86
5	Works Exp. equipment	10%	-	-	-	-	-	-	-	-	-	-
6	Audio Visual Aids	10%	17,945.00	-	-	17,945.00	17,945.00	-	-	17,945.00	-	-
7	Educational Aids	10%	1,11,866.00	-	-	1,11,866.00	73,618.30	3,824.77	-	77,443.07	34,422.93	38,247.70
8	Workshop Equipment	10%	-	-	-	-	-	-	-	-	-	-
9	Computer/Electronic Equip.	20%	28,53,740.00	-	-	28,53,740.00	21,76,065.97	1,35,534.80	-	23,11,600.77	5,42,139.23	6,77,674.02
10	Swimming Pool Equip.	10%	-	-	-	-	-	-	-	-	-	-
11	Office Equipment	10%	1,940.00	-	-	1,940.00	1,754.00	18.60	-	1,772.60	167.40	186.00
12	Other Equipment	10%	-	-	-	-	-	-	-	-	-	-
13	Solar Water H.S.	10%	-	-	-	-	-	-	-	-	-	-
	Sub Total		1,20,33,177.03	3,60,150.00	-	1,23,93,327.03	76,32,728.11	5,43,827.29	-	81,76,555.40	42,16,771.63	44,00,448.91
D	LIVE STOCK	-	-	-	-	-	-	-	-	-	-	-
	GRAND TOTAL		2,48,12,590.03	3,60,150.00	-	2,51,72,740.03	1,12,05,380.23	9,29,373.71	-	1,21,34,753.94	1,30,37,986.12	1,36,07,209.83

EXAMINED & FOUND CORRECT,
PLACE - RAHATA

DATE -


PRINCIPAL

Art's Science & Commerce College
Rahata, Tal. Rahata, Dist. A. Nagar



For Kadam & Company
Chartered Accountants

(U.S. Kadam)
Partner
M.No. 031055
UDIN: 22031055AWBPVR5569

Institutional Income & Expenditure Statements 2021-22 (PG)

SHIRDI SAI RURAL INSTITUTE'S
ARTS, SCIENCE & COMMERCE COLLEGE RAHATA (POST GRADUATE)
TAL: RAHATA DIST: AHMEDNAGAR
INCOME & EXPENDITURE ACCOUNT FOR THE YEAR ENDED 31ST MARCH 2022

EXPENDITURE	AMOUNT	AMOUNT	INCOME	AMOUNT	AMOUNT
TO EXPENDITURE IN RESPECT OF PROPERTIES			BY INTEREST		
Rent, Rates & Taxes	1,73,509.00		On Bank a/c	-	-
Insurance on Property			BY DIVIDENDS		
Depreciation on Immovable Property	244.52	1,73,753.52	BY FEES RECEIVED		
TO MEETING EXPENSES		13,137.00	Admission Fees		
TO AUDIT FEES		18,200.00	Tuition Fees	10,49,128.00	
TO DEPRECIATION ON OTHER ASSETS		1,44,401.46	Other Fees	5,28,065.00	
TO EXPENSES ON OBJECT OF THE TRUST			Fee Arrears	41,57,259.50	57,34,472.50
Salaries & Allowances	43,64,935.00		BY OTHER INCOME		
Visiting/Guest Lecturer Honorarium			Other Receipts	1,44,117.45	
Bank Charges	1,259.00		Miscellaneous Income	47,252.52	1,91,369.97
Advertisement Expenses	225.00		BY EXCESS OF EXPENDITURE OVER INCOME		
Travelling Expenses	45,659.00				
Postage & Telephone	2,106.00				
Printing & Stationery	50,097.75				
Newspapers & Periodicals	300.00				
Gymkhana & Gathering Expenses	26,250.00				
Garden Exp	35,315.00				
Transport Charges	1,600.00				
Electrical Expenses	6,500.00				
Registration Fee	10,000.00				
Affiliation Fee to Uni/Board					
Traning & Placement Exp	3,085.00				
Pro Rata Fee	23,180.00				
Student Expenses	24,677.00				
PF Admin & EDLI Charges	24,654.00				
PF Contribution	27,390.00				
Laboratory Current Exp					
Various Program & Seminar	88,416.00				
Sanitation Expenses	33,937.00				
Administration Charges	1,30,021.00				
Repairs & Maintenance Expenses	69,782.00				
Computer/Software Expenses	9,710.00				
Other Misc Expenses	14,370.00	49,93,468.75			
TO EXCESS OF INCOME OVER EXPENDITURE		5,82,881.74			
TOTAL		59,25,842.47	TOTAL		59,25,842.47

As per our report of even date
PLACE - RAHATA

DATE -


PRINCIPAL
Art's Science & Commerce College
Rahata, Tal. Rahata, Dist. A. Nagar



For Kadam & Company
Chartered Accountants


(U.S. Kadam)
Partner
M.No. 031055
UDIN: 22031055AWBPVR5569

**SHIRDI SAI RURAL INSTITUTE'S
ARTS, SCIENCE & COMMERCE COLLEGE RAHATA (POST GRADUATE)
TAL: RAHATA DIST: AHMEDNAGAR
BALANCE SHEET AS ON 31ST MARCH 2022**

FUNDS & LIABILITIES	AMOUNT	AMOUNT	PROPERTIES & ASSETS	AMOUNT	AMOUNT
OTHER FUND			FIXED ASSETS		
Development Fund	6,06,615.00		Immovable Properties	9,536.45	
Student Welfare Fund	95,326.00		Furniture And Dead Stock	11,51,226.01	
Student Aid Fund	25,061.00	7,27,002.00	Other Assets	1,68,783.17	13,29,545.63
EARMARKED FUND			STOCK IN HAND		14,384.20
Prize Fund	5,313.00	5,313.00	ADVANCES		
DEPOSITS			Advance to Employees	1,64,198.00	
Deposit from Student	2,05,195.00	5,41,795.00	Advance to others	-	
Security Deposit	3,36,600.00		Deposit for Services	590.00	1,64,788.00
CURRENT LIABILITIES			BANK FIXED DEPOSIT		
Creditors for Supplies & Expenses	19,153.00		F.D. with P.S.B. Ltd.		
Unpaid Salary	62,357.00	81,510.00	BANK CURRENT ACCOUNT		
OTHER LIABILITIES			Curr a/c with P.S.B. Ltd.-145	2,019.00	
Other Liabilities	3,92,335.00	3,92,335.00	Curr a/c with P.S.B. Ltd.-210	5,98,799.00	6,00,818.00
INTER UNIT BALANCES			CASH IN HAND		
Shirdi Sai Rural Institute	95,33,776.77	95,33,776.77	Cash in Hand	6,506.52	6,506.52
	-		INCOME & EXPENDITURE A/C		
			Balance as Per Last Balance Sheet	97,48,121.15	
			Income/Expenditure - Surplus	5,82,881.73	91,65,239.42
TOTAL		1,12,81,731.77	TOTAL		1,12,81,281.77

As per our report of even date
PLACE - RAHATA

DATE -


PRINCIPAL
Art's Science & Commerce College
Rahata, Tal. Rahata, Dist. A. Nagar



For Kadam & Company
Chartered Accountants


(U.S. Kadam)
Partner
M.No. 031055
UDIN: 22031055AWBPVR5569

SHIRDI SAI RURAL INSTITUTE'S
ARTS, SCIENCE & COMMERCE COLLEGE RAHATA (POST GRADUATE)
 Tal. Rahata Dist. Ahmednagar
FIXED ASSETS SHEDULE AS ON 31ST MARCH 2022

SR. NO.	NAME OF ASSET	Rate	C O S T				D E P R E C I A T I O N				W D V	
			AS ON 31-3-2021	ADDITIONS	SALE/ADJ.	TOTAL 31-3-2022	AS ON 31-3-2021	DURING YEAR	SALE/ADJ.	TOTAL 31-3-2022	AS ON 31-3-2022	ASON 31-3-21
A	IMMOVABLE PROPERTIES											
1	Land	2.5%	-	-	-	-	-	-	-	-	-	-
2	Buildings	2.5%	-	-	-	-	-	-	-	-	-	-
3	Compound Fencing	2.5%	-	-	-	-	-	-	-	-	-	-
4	Misc Construction	2.5%	-	-	-	-	-	-	-	-	-	-
5	Pipe & Pipe Fitting	2.5%	-	-	-	-	-	-	-	-	-	-
6	Borewell	2.5%	12,975.00	-	-	12,975.00	3,194.03	244.52	-	3,438.55	9,536.45	9,780.97
7	Capital Work in Progress		-	-	-	-	-	-	-	-	-	-
	Sub Total		12,975.00	-	-	12,975.00	3,194.03	244.52	-	3,438.55	9,536.45	9,780.97
B	FURNITURE & DEAD STOCK	10%	15,79,449.00	-	-	15,79,449.00	3,00,308.99	1,27,914.00	-	4,28,222.99	11,51,226.01	12,79,140.01
	Sub Total		15,79,449.00	-	-	15,79,449.00	3,00,308.99	1,27,914.00	-	4,28,222.99	11,51,226.01	12,79,140.01
C	OTHER ASSETS											
1	Electrical Installation	10%	64,266.00	-	-	64,266.00	30,815.51	3,345.05	-	34,160.56	30,105.44	33,450.49
2	Water Storage Tank	10%	-	-	-	-	-	-	-	-	-	-
3	Vehicle	10%	-	-	-	-	-	-	-	-	-	-
4	Library Books	10%	4,56,607.00	20,396.00	-	4,77,003.00	3,35,300.11	12,130.69	-	3,47,430.80	1,29,572.20	1,21,306.89
5	Lab. Fittings & Equipments	10%	23,656.00	-	-	23,656.00	13,538.74	1,011.73	-	14,550.47	9,105.53	10,117.26
6	Games Equipments	10%	-	-	-	-	-	-	-	-	-	-
7	Works Exp. Equipments	10%	-	-	-	-	-	-	-	-	-	-
8	Audio Visual Aids	10%	-	-	-	-	-	-	-	-	-	-
9	Educational Aids	10%	-	-	-	-	-	-	-	-	-	-
10	Workshop Equipments	10%	-	-	-	-	-	-	-	-	-	-
11	Computer Equipments	20%	-	-	-	-	-	-	-	-	-	-
12	Swimming Pool Equipments	10%	-	-	-	-	-	-	-	-	-	-
13	Office Equipments	10%	-	-	-	-	-	-	-	-	-	-
14	Other Equipments	10%	-	-	-	-	-	-	-	-	-	-
15	Solar Water H.S.	10%	-	-	-	-	-	-	-	-	-	-
	Total		5,44,529.00	20,396.00	-	5,64,925.00	3,79,654.36	16,487.46	-	3,96,141.82	1,68,783.18	1,64,874.64
D	LIVE STOCK	-	-	-	-	-	-	-	-	-	-	-
	GRAND TOTAL		21,36,953.00	20,396.00	-	21,57,349.00	6,83,157.38	1,44,645.99	-	8,27,803.37	13,29,545.63	14,53,795.62


EXAMINED & FOUND CORRECT,
 PLACE - RAHATA

DATE -


 PRINCIPAL
 Art's Science & Commerce College
 Rahata, Tal. Rahata, Dist. A. Nagar



For Kadam & Company
 Chartered Accountants


 (U.S. Kadam)
 Partner
 M.No. 031055
 UDIN:22031055AWBPVR5569

Audited statement of account highlighting for the budget heads of e- governance

implementation ERP Document

2020-21

Arts, Science and Commerce College,Rahata			
Expenditure incurred on Maintenance of Physical facilities and Academic Support Facilities			
Particulars	Actual Expenditure 2020-21		Total
	SR	PG	
Academic			
Library Books& E-Books	860	-	860.00
ADVERTISEMENT EXPENSES	-	-	-
AFFILIATION FEES TO UNI./BOARD	208800	-	2,08,800.00
CAREERER GUIDENCE COURSE EXPENSES	-	-	-
COMPUTER SOFTWARE FEES & EXPS.	-	7828.00	7,828.00
COMPUTER TRAINING EXPENSES	-	-	-
EDUCATIONAL EXPENSES	-	-	-
GARDEN EXPENSES	-	-	-
LABORATORY CURRRENT EXPENSES	-	-	-
P.H.D.COURSE EXPENSES	-	-	-
REGISTRATION FEES EXP.	-	-	-
RESEARCH PROJECT EXPENSES	-	-	-
SECURITY EXPENSES	-	-	-
STAFF INSURANCE EXPS.	-	-	-
VARIOUS PROGRAM.& SEMINAR EXP	-	20000.00	20,000.00
BANK /CHARGES EXP.	2675.42	687.00	3,362.42
ELECTRICITY CHARGES EXP.	17270.00	0	17,270.00
GUEST HOUSE EXPENSES	-	-	-
LEGAL EXPENSES	3540.00	0	3,540.00
MISCELLANEOUS EXPENSES	130969.31	71473.00	2,02,442.31
POSTAGE & TELEGRAMS EXPENSES	-	-	-
TELEPHONE & INTERNET EXPENSES	27694.00	0	27,694.00
TRAVELLING EXPENSES	5751.00	2050.00	7,801.00
BOOK BINDING EXP.	-	-	-
NEWS PAPERS & PERIODICALS EXP.	5803.00	401.00	6,204.00
PRINTING & STATIONERY EXP.	30982.50	10339.90	41,322.40
STATIONARY EXPENSES	-	-	-
MEETING EXPENSES	-	7000.00	7,000.00
EXAMINATION EXPENSES	-	-	-
N.S.S./N.C.C. EXP.	-	-	-
STUDENT ACTIVITY EXPENSES	-	-	-
STUDENT TRAINING & PLACEMENT EXPENSES	-	-	-
AUDIT FEE	23600	17700.00	41,300.00
Total	4,57,945.23	1,37,478.90	5,95,424.13
Physical			
BUILDING & FURNITURE INSURANCE	13632.00	-	13,632.00
STUDENT INSURANCE	-	-	-
REP. & MAINT.	-	8298.00	8,298.00
MESS CONSUMABLE EXP.	-	-	-
MESS GAS/FUEL EXPENSES	-	-	-
MESS GRAIN & GROSSARY EXP.	-	-	-
MESS OTHER EXP.	-	-	-
HOSTEL OTHER EXP.	-	-	-
SANITATION EXPENSES	-	-	-
SUPERVISION & SERVICE CHARGES EXP.	-	-	-
WATER CHARGES EXPENSES	-	-	-
ELECTRICITY MAINT.EXP.	-	-	-
REPAIRS TO EQUIPMENT	19420.00	-	19,420.00
VEHICLE EXPENSES	-	15341.01	15,341.01
Total	33052	23639.01	56,691.01
Grand Total	490997.23	161117.91	6,52,115.14

FOR KADAM & COMPANY
CHARTERED ACCOUNTANTS



(U. S. KADAM)
PARTNER
Mem.No.031055

[Signature]
PRINCIPAL
Art's Science & Commerce College
Rahata, Tal.Rahata, Dist.A.Nagar

Institutional Income & expenditure statements 2020-21(SR)

SHIRDI SAI RURAL INSTITUTE'S ARTS, SCIENCE & COMMERCE COLLEGE RAHATA (SENIOR) TAL: RAHATA DIST: AHMEDNAGAR INCOME & EXPENDITURE ACCOUNT FOR THE YEAR ENDED 31ST MARCH 2021					
EXPENDITURE	AMOUNT	AMOUNT	INCOME	AMOUNT	AMOUNT
TO EXPENDITURE IN RESPECT OF PROPERTIES			BY RENT		
Rent, Rates & Taxes	1,017,016.00		BY INTEREST		
Repairs & Maintenance			On Bank a/c	99,196.00	
Insurance	13,632.00		On Other	-	99,196.00
Depreciation on Immovable Property	182,950.32	1,213,598.32	BY DIVIDENDS		-
TO INTEREST ON LOAN		-	BY DONATIONS		-
TO MEETING EXPENSES		-	BY GRANTS		
TO LEGAL & PROFESSIONAL EXPENSES		3,540.00	Salary Grants	39,286,148.00	
TO AUDIT FEES		23,600.00	Non-Salary Grants	-	
TO CONTRIBUTION & FEES		-	Term Fee grants	-	
TO AMOUNT WRITTEN OFF		-	Admission Fee Grants	-	
TO MISC. EXPENSES		3,854.00	Other Grants	157,867.00	39,444,015.00
TO DEPRECIATION ON OTHER ASSETS		810,884.45	BY FEES RECEIVED		
TO EXPENSES ON OBJECT OF THE TRUST			Admission Fees	4,827.00	
Salaries & Allowances	39,262,421.00		Tuition Fees	303,767.00	
Bank Charges	2,675.42		Term Fees	-	
Advertisement Expenses	-		Hostel Fees	-	
Travelling Expenses	5,751.00		Boarding Mess Fees	-	
Postage & Telephone	1,637.00		Other Fees	789,597.00	1,098,191.00
Printing & Stationery	30,982.50		BY SUPERVISION CHARGES		-
News Papers & Periodicals	5,803.00		BY DISCOUNT		-
Gymkhana & Gathering Expenses	-		BY OTHER INCOME		
Vehicle Expenses	-		Profit on Sale of Assets	-	
Transport Charges	-		Miscellaneous Income	181,946.00	181,946.00
Electrical Expenses	17,270.00		BY EXCESS OF EXPENDITURE OVER INCOME		2,117,934.00
Term Fee & Exam Expenses	-				
Recoverable Tuition Fees	-				
Educational Expenses	-				
Internet Fees/Charges	26,057.00				
Affiliation Fee to Uni./Board	208,800.00				
Laboratory Current Expenses	-				
Student Expenses	-				
Administrative Charges	1,177,873.00				
Repairs & Maintenance Expenses	19,420.00				
Other Misc. Expenses	127,115.31	40,885,805.23			
TOTAL		42,941,282.00	TOTAL	-	42,941,282.00


As per our report of even date
PLACE - RAHATA

DATE - 12/1/2022


PRINCIPAL
Art's Science & Commerce College
Rahata, Tal. Rahata, Dist. A. Nagar



For Kadam & Company
Chartered Accountants


(U.S. Kadam)
Partner
M.No. 031055
UDIN:22031055AAAAAT9722

ARTS, SCIENCE & COMMERCE COLLEGE RAHATA (SENIOR)
TAL: RAHATA DIST: AHMEDNAGAR

BALANCE SHEET AS ON 31 ST MARCH, 2021

FUNDS & LIABILITIES	AMOUNT	AMOUNT	PROPERTIES & ASSETS	AMOUNT	AMOUNT
OTHER FUND			FIXED ASSETS		
Equipment Fund	2,300,000.00		Immovable Properties	7,135,062.57	
Building Fund	8,000,000.00		Furniture And Dead Stock	2,071,698.55	
Student Aid Fund	156,912.00		Other Assets	4,400,448.91	13,607,210.04
Student Welfare Fund	586,570.00				
Other Fund	176,000.00	11,219,482.00	Stock In Hand		148,683.32
EARMARKED FUND			ADVANCES		
Prize Fund	-	-	Advance to Employees	45,177.00	
DEPOSITS			Deposit for Services	178,002.00	
Security Deposit	135,399.00		Sundry debtors	300.00	223,479.00
Deposit from Students	260,061.00	395,460.00	BANK FIXED DEPOSIT		
CURRENT LIABILITIES			F D. with P.S.B.Ltd.	1,000,000.00	1,000,000.00
Creditors for Suppliers & expenses	45,276.00	45,276.00	BANK SAVING ACCOUNT		
OTHER LIABILITIES			Sav. a/c with Bank of Mah. -Exam.	193,304.34	
Other Liabilities	7,567,622.50	7,567,622.50	Sav. a/c with Bank of Mah. -FIST	1,012,276.00	
INTER UNIT BALANCES			Sav. a/c with Bank of Mah. - P.F.	10,274.60	
Shirdi Sai Rural Institutes	16,066,292.73		Sav. a/c with Bank of Mah. -Salary	155,807.60	3,832,014.98
Arts, Science & Commerce College (Junior)	-		Sav. a/c with U.B.I.	2,460,352.44	
Arts, Science & Commerce College (PG)	-	16,066,292.73	BANK CURRENT ACCOUNT		
TOTAL		35,294,133.23	Current a/c with A.D.C.C.Rahata	14,468.90	
			Current a/c with BOM(Net Banking)	1,341,894.30	
			Current a/c with P.S.B.Rahata-1	2,006.07	
			Current a/c with U.B.I.NSS	66,411.95	
			Current a/c with U.B.I. - SWB	91,168.85	
			Current a/c with P.S.B.Rahata-208	340,505.50	1,856,455.57
			CASH IN HAND		666.56
			INCOME & EXPENDITURE A/C		
			Balance as Per Last Balance Sheet	12,507,689.76	
			Income/Expenditure - Add	2,117,934.00	14,625,623.76
TOTAL		35,294,133.23	TOTAL		35,294,133.23


As per our report of even date
 PLACE - RAHATA

DATE - 12/1/2022


 PRINCIPAL
 Art's Science & Commerce College
 Rahata, Tal.Rahata, Dist.A.Nagar



For Kadam & Company
 Chartered Accountants


 (U.S. Kadam)
 Partner
 M.No. 031055
 UDIN:22031055AAAAAT9722

**SHIRDI SAI RURAL INSTITUTE'S
ARTS, SCIENCE & COMMERCE COLLEGE RAHATA (SENIOR)
A/P. Pimpalas Tal. Rahata Dist. Ahmednagar
FIXED ASSETS SCHEDULE AS ON 31ST MARCH 2021**

SR. NO.	NAME OF ASSET	RATE	C O S T				D E P R E C I A T I O N				W D V	
			AS ON 31-3-2020	ADDITIONS	SALE/ADJ.	TOTAL 31-3-2021	AS ON 31-3-2020	DURING YEAR	SALE/ADJ.	TOTAL 31-3-2021	AS ON 31-3-2021	AS ON 31-3-2020
A	IMMOVABLE PROPERTIES											
1	Land	-	-	-	-	-	-	-	-	-	-	-
2	Buildings	2.50%	5,086,695.00	-	-	5,086,695.00	453,601.06	115,827.34	-	569,428.40	4,517,266.60	4,633,093.74
3	Compound Fencing	2.50%	675,319.00	-	-	675,319.00	75,175.54	15,003.59	-	90,179.13	585,139.87	600,143.46
4	Water Storage Tank	2.50%	1,316,226.00	36,000.00	-	1,352,226.00	185,497.97	29,168.20	-	214,666.17	1,137,559.83	1,130,728.03
5	Pipe & Pipe Fitting	2.50%	36,665.00	-	-	36,665.00	8,355.99	707.73	-	9,063.72	27,601.28	28,309.01
6	Wells	2.50%	344,035.00	-	-	344,035.00	87,951.28	6,402.09	-	94,353.37	249,681.63	256,083.72
7	Parking Shed	2.50%	675,004.00	-	-	675,004.00	41,349.27	15,841.37	-	57,190.64	617,813.36	633,654.73
8	Capital Work in Progress	-	-	-	-	-	-	-	-	-	-	-
	Sub Total		8,133,944.00	36,000.00	-	8,169,944.00	851,931.11	182,950.32	-	1,034,881.43	7,135,062.57	7,282,012.69
B	FURNITURE & DEAD STOCK	10%	4,609,469.00	-	-	4,609,469.00	2,307,581.72	230,188.73	-	2,537,770.45	2,071,698.55	2,301,887.28
	Sub Total		4,609,469.00	-	-	4,609,469.00	2,307,581.72	230,188.73	-	2,537,770.45	2,071,698.55	2,301,887.28
C	OTHER ASSETS											
1	Electrical Installation	10%	1,371,991.00	44,460.00	-	1,416,451.00	805,991.80	61,045.92	2,128.00	864,909.72	551,541.28	565,999.20
2	Library Books	10%	1,810,732.00	860.00	-	1,811,592.00	1,318,787.59	49,280.44	-	1,368,068.03	443,523.97	491,944.41
3	Lab Fittings & Equipment	10%	4,556,568.03	-	-	4,556,568.03	2,101,473.50	245,509.45	-	2,346,982.95	2,209,585.08	2,455,094.53
4	Games Equipment	10%	1,263,075.00	-	-	1,263,075.00	730,085.16	53,298.98	-	783,384.14	479,690.86	532,989.84
5	Works Exp equipment	10%	-	-	-	-	-	-	-	-	-	-
6	Audio Visual Aids	10%	17,945.00	-	-	17,945.00	17,945.00	-	-	17,945.00	-	-
7	Educational Aids	10%	111,866.00	-	-	111,866.00	69,368.55	4,249.75	-	73,618.30	38,247.71	42,497.45
8	Workshop Equipment	10%	-	-	-	-	-	-	-	-	-	-
9	Computer/Electronic Equip.	20%	2,805,132.00	48,608.00	-	2,853,740.00	2,006,647.47	169,418.51	-	2,176,065.98	677,674.02	798,484.53
10	Swimming Pool Equip.	10%	-	-	-	-	-	-	-	-	-	-
11	Office Equipment	10%	1,940.00	-	-	1,940.00	1,733.33	20.67	-	1,754.00	186.00	206.67
12	Other Equipment	10%	-	-	-	-	-	-	-	-	-	-
13	Solar Water H.S.	10%	-	-	-	-	-	-	-	-	-	-
	Sub Total		11,939,249.03	93,928.00	-	12,033,177.03	7,052,032.40	582,823.72	2,128.00	7,632,728.12	4,400,448.91	4,887,216.63
D	LIVE STOCK	-	-	-	-	-	-	-	-	-	-	-
	GRAND TOTAL		24,682,662.03	129,928.00	-	24,812,590.03	10,211,545.23	995,962.76	2,128.00	11,205,379.99	13,607,210.04	14,471,116.60

EXAMINED & FOUND CORRECT,
PLACE - RAHATA


DATE - 12/1/2022


PRINCIPAL

Art's Science & Commerce College
Rahata, Tal. Rahata, Dist. A. Nagar



For Kadam & Company
Chartered Accountants


(U.S. Kadam)
Partner
M.No. 031055
UDIN:22031055AAAAAT9722

Institutional Income & expenditure statements 2020-21(PG)

S. RDI SAI RURAL INSTITUTE'S
ARTS, SCIENCE & COMMERCE COLLEGE RAHATA (POST GRADUATE)
TAL: RAHATA DIST: AHMEDNAGAR
INCOME & EXPENDITURE ACCOUNT FOR THE YEAR ENDED 31ST MARCH 2021

EXPENDITURE	AMOUNT	AMOUNT	INCOME	AMOUNT	AMOUNT
TO EXPENDITURE IN RESPECT OF PROPERTIES			BY INTEREST		
Rent, Rates & Taxes	-		On Bank a/c	-	-
Insurance on Property					
Depreciation on Immovable Property	250.79	250.79	BY DIVIDENDS		
TO MEETING EXPENSES		7,000.00	BY FEES RECEIVED		
TO AUDIT FEES		17,700.00	Admission Fees	4,243,202.00	
TO DEPRECIATION ON OTHER ASSETS		160,414.07	Tuition Fees	-	
			Other Fees	129,050.00	
			Fee Arrears	-	4,372,252.00
TO EXPENSES ON OBJECT OF THE TRUST			BY OTHER INCOME		
Salaries & Allowances	3,117,068.00		Other Receipts	151,071.00	
Visiting/Guest Lecturer Honarium	20,000.00		Miscellaneous Income	8,363.00	159,434.00
Bank Charges	687.00				
Advertisement Expenses	-		BY EXCESS OF EXPENDITURE OVER INCOME		
Travelling Expenses	2,050.00				
Postage & Telephone	-				
Printing & Stationery	10,339.90				
Newspapers & Periodicals	401.00				
Gymkhana & Gathering Expenses	-				
Vehicle Expenses	14,344.00				
Transport Charges	1,000.00				
Electrical Expenses	-				
Educational Expenses	-				
Affiliation Fee to Uni./Board	-				
Student Expenses	-				
Laboratory Current Exp.	-				
Administration Charges Exp.	-				
Repairs & Maintenance Expenses	8,298.00				
Computer/Software Expenses	7,828.00				
Other Misc. Expenses	71,473.00	3,253,488.90			
TO EXCESS OF INCOME OVER EXPENDITURE		1,092,832.23			
TOTAL		4,531,686.00	TOTAL		4,531,686.00

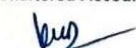
As per our report of even date
PLACE - RAHATA

DATE - 12/1/2022


PRINCIPAL
Art's Science & Commerce College
Rahata, Tal. Rahata, Dist. A. Nagar



For Kadam & Company
Chartered Accountants


(U.S. Kadam)
Partner
M.No. 031055
UDIN:22031055AAAAAT9722

**SHIRDI SAI RURAL INSTITUTE'S
ARTS, SCIENCE & COMMERCE COLLEGE RAHATA (POST GRADUATE)
TAL: RAHATA DIST: AHMEDNAGAR
BALANCE SHEET AS ON 31ST MARCH 2021**

FUNDS & LIABILITIES	AMOUNT	AMOUNT	PROPERTIES & ASSETS	AMOUNT	AMOUNT
OTHER FUND			FIXED ASSETS		
Development Fund	606,615.00		Immovable Properties	9,780.97	
Student Welfare Fund	84,659.00		Furniture And Dead Stock	1,279,140.01	
Student Aid Fund	22,961.00	714,235.00	Other Assets	164,874.64	1,453,795.61
EARMARKED FUND			STOCK IN HAND		18,379.50
Prize Fund	5,313.00	5,313.00	ADVANCES		
DEPOSITS			Advance to Employees	12,397.00	
Deposit from Student	205,195.00	541,795.00	Advance to others	-	
Security Deposit	336,600.00		Deposit for Services	590.00	12,987.00
CURRENT LIABILITIES			BANK FIXED DEPOSIT		
Creditors for Supplies & Expenses	4,457.00		F.D. with P.S.B.Ltd.		
Unpaid Salary	49,768.00	54,225.00	BANK CURRENT ACCOUNT		
OTHER LIABILITIES			Curr.a/c with P.S.B.Ltd.-145	2,330.00	
Other Liabilities	403,009.00	403,009.00	Curr.a/c with P.S.B.Ltd.-210	484,514.00	486,844.00
INTER UNIT BALANCES			CASH IN HAND		
Shirdi Sai Rural Institute	9,851,747.27		Cash in Hand	197.00	197.00
Shri Sai Baba Institute of Engineering College Rahata	150,000.00	10,001,747.27	INCOME & EXPENDITURE A/C		
			Balance as Per Last Balance Sheet	10,840,953.39	
			Income/Expenditure - Surplus	1,092,832.23	9,748,121.16
TOTAL		11,720,324.27	TOTAL		11,720,324.27


As per our report of even date
PLACE - RAHATA

DATE - 12/1/2022


PRINCIPAL
Art's Science & Commerce College
Rahata, Tal.Rahata, Dist.A.Nagar



For Kadam & Company
Chartered Accountants


(U.S. Kadam)
Partner
M.No. 031055
UDIN:22031055AAAAAT9722

**SHIRDI SAI RURAL INSTITUTE'S
ARTS, SCIENCE & COMMERCE COLLEGE RAHATA (POST GRADUATE)
Tal. Rahata Dist. Ahmednagar**

FIXED ASSETS SCHEDULE AS ON 31ST MARCH 2021

NAME OF ASSET	Rate	C O S T				D E P R E C I A T I O N				W D V	
		AS ON 31-3-2020	ADDITIONS	SALE/ADJ.	TOTAL 31-3-2021	AS ON 31-3-2020	DURING YEAR	SALE/ADJ.	TOTAL 31-3-2021	AS ON 31-3-2021	AS ON 31-3-20
A IMMOVABLE PROPERTIES											
1 Land	2.5%	-	-	-	-	-	-	-	-	-	-
2 Buildings	2.5%	-	-	-	-	-	-	-	-	-	-
3 Compound Fencing	2.5%	-	-	-	-	-	-	-	-	-	-
4 Misc. Construction	2.5%	-	-	-	-	-	-	-	-	-	-
5 Pipe & Pipe Fitting	2.5%	-	-	-	-	-	-	-	-	-	-
6 Borewell	2.5%	12,975.00	-	-	12,975.00	2,943.24	250.79	-	3,194.03	9,780.97	10,031.76
7 Capital Work in Progress		-	-	-	-	-	-	-	-	-	-
Sub Total		12,975.00	-	-	12,975.00	2,943.24	250.79	-	3,194.03	9,780.97	10,031.76
B FURNITURE & DEAD STOCK	10%	1,579,449.00	-	-	1,579,449.00	158,182.32	142,126.67	-	300,308.99	1,279,140.01	1,421,266.68
Sub Total		1,579,449.00	-	-	1,579,449.00	158,182.32	142,126.67	-	300,308.99	1,279,140.01	1,421,266.68
C OTHER ASSETS											
1 Electrical Installation	10%	64,266.00	-	-	64,266.00	27,098.79	3,716.72	-	30,815.51	33,450.49	37,167.21
2 Water Storage Tank	10%	-	-	-	-	-	-	-	-	-	-
3 Vehicle	10%	-	-	-	-	-	-	-	-	-	-
4 Library Books	10%	456,607.00	-	-	456,607.00	321,853.57	13,446.54	-	335,300.11	121,306.89	134,465.43
5 Lab. Fittings & Equipments	10%	23,656.00	-	-	23,656.00	12,414.60	1,124.14	-	13,538.74	10,117.26	11,241.40
6 Games Equipments	10%	-	-	-	-	-	-	-	-	-	-
7 Works Exp. Equipments	10%	-	-	-	-	-	-	-	-	-	-
8 Audio Visual Aids	10%	-	-	-	-	-	-	-	-	-	-
9 Educational Aids	10%	-	-	-	-	-	-	-	-	-	-
10 Workshop Equipments	10%	-	-	-	-	-	-	-	-	-	-
11 Computer Equipments	20%	-	-	-	-	-	-	-	-	-	-
12 Swimming Pool Equipments	10%	-	-	-	-	-	-	-	-	-	-
13 Office Equipments	10%	-	-	-	-	-	-	-	-	-	-
14 Other Equipments	10%	-	-	-	-	-	-	-	-	-	-
15 Solar Water H.S.	10%	-	-	-	-	-	-	-	-	-	-
Total		544,529.00	-	-	544,529.00	361,366.96	18,287.40	-	379,654.36	164,874.64	182,874.04
D LIVE STOCK	-	-	-	-	-	-	-	-	-	-	-
GRAND TOTAL		2,136,953.00	-	-	2,136,953.00	522,492.52	160,664.87	-	683,157.39	1,453,795.61	1,614,172.48

EXAMINED & FOUND CORRECT,
PLACE - RAHATA

DATE - 12/11/2022


PRINCIPAL
Art's Science & Commerce College
Rahata, Tal. Rahata, Dist. A. Nagar



For Kadam & Company
Chartered Accountants

(U.S. Kadam)
Partner
M.No. 031055
UDIN:22031055AAAAAT9722

Audited statement of account highlighting for the budget heads of e- governance

implementation ERP Document

2019-20

Arts, Science and Commerce College,Rahata			
Expenditure incurred on Maintenance of Physical facilities and Academic Support Facilities			
Particulars	Actual Expenditure 2019-20		Total
	SR	PG	
Academic			
Library Books& E-Books	24502	2880	27,382.00
ADVERTISEMENT EXPENSES	0	0	-
AFFILIATION FEES TO UNI./BOARD	6000	3900	9,900.00
CAREERER GUIDENCE COURSE EXPENSES	0	0	-
COMPUTER SOFTWARE FEES & EXPS.	25362	0.00	25,362.00
COMPUTER TRAINING EXPENSES	0	0	-
EDUCATIONAL EXPENSES	479826	0	4,79,826.00
GARDEN EXPENSES	50475	50144	1,00,619.00
LABORATORY CURRRENT EXPENCES	8570	11750	20,320.00
REGISTRATION FEES EXP.	0	0	-
RESEARCH PROJECT EXPENSES	0	0	-
VARIOUS PROGRAM.& SEMINAR EXP	96845	88429.00	1,85,274.00
BANK /CHARGES EXP.	2325.42	580.00	2,905.42
ELECTRICITY CHARGES EXP.	12120.00	0.00	12,120.00
GUEST HOUSE EXPENSES	0.00	0.00	-
LEGAL EXPENSES	14266.00	0.00	14,266.00
MISCELLANEOUS EXPENSES	154243.00	129583.00	2,83,826.00
POSTAGE & TELEGRAMME EXPENSES	2571.00	0.00	2,571.00
TELEPHONE & INTERNET EXPENSES	48772.00	200.00	48,972.00
TRAVELLING & TRANSPORTINGEXPENSES	49095.00	23718.00	72,813.00
BOOK BINDING EXP.	4314.00	0.00	4,314.00
NEWS PAPERS & PERIODICALS EXP.	40512.00	16541.00	57,053.00
PRINTING & STATIONERY EXP.	147222.37	27953.60	1,75,175.97
STATIONARY EXPENSES	8886.27	0.00	8,886.27
MEETING EXPENSES	0.00	0.00	-
N.S.S./N.C.C. EXP.	270575	0	2,70,575.00
STUDENT ACTIVITY EXPENSES	96852	335873.78	4,32,725.78
STUDENT TRAINING & PLACEMENT EXPENSES	0	0	-
AUDIT FEE	17700	11800.00	29,500.00
Total	1561034.06	703352.38	2264386.44
Physical			
BUILDING & FURNITURE INSURANCE	-	-	-
INSURANCE	23027	0	23,027.00
REP.& MAINT.	160441	49596.00	2,10,037.00
MESS CONSUMABLE EXP.	0	0	-
MESS GAS/FUEL EXPENSES	0	0	-
MESS GRAIN & GROSSARY EXP.	0	0	-
MESS OTHER EXP.	0	0	-
HOSTEL OTHER EXP.	0	0	-
SANITATION EXPENSES	0	0	-
SUPERVISION & SERVICE CHARGES EXP.	0	0	-
WATER CHARGES EXPENSES	0	0	-
ELECTRICITY MAINT.EXP.	0	0	-
REPAIRS TO EQUIPMENT	0	0	-
VEHICLE EXPENSES	0	0	-
Total	1,83,468.00	49,596.00	2,33,064.00
Grand Total	1744502.06	752948.38	2497450.44



FOR KADAM & COMPANY
CHARTERED ACCOUNTANTS

(U. S. KADAM)
PARTNER
Mem No.031055

[Signature]
PRINCIPAL
Art's Science & Commerce College
Rahata, Tal.Rahata, Dist.A.Nagar

Audited statement of accounts highlighting E- Governance Implementation –

Note-The total expenditure for the financial year 2019-20 as per the Audited statement is Rs. 1,28,995/- out of which Rs. 25,362/- was spent on e-governance by the institution. The splitting of audited statement is as follows, where the total expenditure and the expenditure on e-governance is highlighted.



'Shirdi Sai Rural Institute's'
ARTS, SCIENCE AND COMMERCE COLLEGE, RAHATA
Tal- Rahata, Dist-Ahmednagar (423107)
(University of Pune Affiliated ID No. PU/AN/ASC/052/1997)
Phone- (02423) 204488, Fax- (02423) 204488
Email: rahatacollege@rediffmail.com
Website: <http://pravarasri.org.in>



Recipient of "Best Rural College Award" from Student Welfare Board, University of Pune (2011-12)
Recipient of "Best Rural College Award" from University of Pune (2012-13)
"NAAC ACREDITED "B++" GRADE"

Educational Expenses (2019-2020) 5Y

SR.NO	Account Head	Amount
1	Computer & Software Exps	25362
2	NAAC 2018 Exps	788
3	MCED Program Exps	6000
4	Seminar & Workshop Exps	96845
Total-		128995/-



PRINCIPAL
Art's Science & Commerce College
Rahata, Tal. Rahata, Dist. A. Nagar

Institutional Income & expenditure statements 2019-20(SR)

SHIRDI SAI RURAL INSTITUTE'S					
ART'S SCIENCE & COMMERCE COLLEGE RAHATA (SENIOR)					
A/P.Pimpalas Tal.Rahata Dist. Ahmednagar					
INCOME & EXPENDITURE ACCOUNT FOR THE YEAR ENDED 31ST MARCH 2020					
EXPENDITURE	AMOUNT	AMOUNT	INCOME	AMOUNT	AMOUNT
TO EXPENDITURE IN RESPECT OF PROPERTIES		1,186,692.27	BY RENT		
Rent, Rates & Taxes	976,947.00		BY INTEREST		198,722.00
Repairs & Maintenance	-		On Bank a/c	198,722.00	-
Insurance	23,027.00		On Other	-	-
Depreciation on Immovable Property	186,718.27				
TO INTEREST ON LOAN		-	BY DIVIDENDS		-
TO MEETING EXPENSES		-	BY DONATIONS		-
TO LEGAL & PROFESSIONAL EXPENSES		14,266.00	BY GRANTS		37,697,642.00
TO AUDIT FEES		17,700.00	Salary Grants	37,697,642.00	-
TO CONTRIBUTION & FEES		-	Non-Salary Grants	-	-
TO AMOUNT WRITTEN OFF	-	-	Term Fee grants	-	-
TO MISC. EXPENSES	-	-	Admission Fee Grants	-	-
TO DEPRECIATION ON OTHER ASSETS	-	899,760.69	Other Grants	-	-
TO EXPENSES ON OBJECT OF THE TRUST		40,294,386.09	BY FEES RECEIVED		2,602,465.00
Salaries & Allowances	37,515,123.00		Admission Fees	17,420.00	-
Bank Charges	2,325.42		Tuition Fees	390,927.00	-
Advertisement Expenses	-		Term Fees	-	-
Travelling Expenses	28,025.00		Hostel Fees	-	-
Postage & Telephone	2,571.00		Boarding Mess Fees	-	-
Printing & Stationery	100,679.37		Other Fees	2,194,118.00	-
News Papers & Periodicals	16,857.00				
Gymkhana & Gathering Expenses	76,853.00		BY SUPERVISION CHARGES		-
Vehicle Expenses	20,170.00		BY DISCOUNT		-
Transport Charges	900.00		BY OTHER INCOME		664,280.00
Electrical Expenses	12,120.00		Profit on Sale of Assets	-	-
Term Fee & Exam Expenses	-		Miscellaneous Income	664,280.00	-
Recoverable Tuition Fees	-				
Educational Expenses	128,995.00		BY EXCESS OF EXPENDITURE OVER INCOME		1,249,696.05
Internet Fees/Charges	48,772.00				
Affiliation Fee to Uni./Board	6,000.00				
Laboratory Current Expenses	8,570.00				
Student Expenses	844,124.30				
Administrative Charges	1,114,256.00				
Repairs & Maintenance Expenses	160,441.00				
Other Misc. Expenses	207,604.00				
TOTAL		42,412,805.05	TOTAL		42,412,805.05

PLACE - RAHATA

DATE - 24/7/20


PRINCIPAL
 Art's Science & Commerce College
 Rahata, Tal. Rahata, Dist. A. Nagar

As per our report of even date
 For Kadam & Company
 Chartered Accountants

 (U.S. Kadam)
 Partner

SHIRDI SAI RURAL INSTITUTE'S					
ARTS, SCIENCE & COMMERCE COLLEGE RAHATA (SECTOR)					
Tal. Rahata Dist. Ahmednagar					
BALANCE SHEET AS ON 31 ST MARCH, 2020					
FUNDS & LIABILITIES	AMOUNT	AMOUNT	PROPERTIES & ASSETS	AMOUNT	AMOUNT
OTHER FUND	-	11,128,526.00	IMMOVABLE PROPERTIES	-	7,282,012.69
Equipment Fund	2,300,000.00	-	FURNITURE AND DEAD STOCK	-	2,301,887.28
Building Fund	8,000,000.00	-	OTHER ASSETS	-	4,887,216.63
Student Aid Fund	155,477.00	-	STOCK IN HAND	-	227,481.13
Student Welfare Fund	497,049.00	-	ADVANCES	-	279,517.00
Other Fund	176,000.00	-	Advance to Employees	67,055.00	-
EARMARKED FUND	-	-	Deposit for Services	178,002.00	-
Prize Fund	-	-	Sundry debtors	34,460.00	-
DEPOSITS	-	411,580.00	BANK FIXED DEPOSIT	-	1,000,000.00
Security Deposit	135,399.00	-	F.D. with P.S.B. Ltd.	1,000,000.00	-
Deposit from Students	276,181.00	-	BANK SAVING ACCOUNT	-	3,703,739.88
CURRENT LIABILITIES	-	82,423.00	Sav. a/c with Bank of Mah. - Exam.	20,713.74	-
Creditors for Suppliers & expenses	82,423.00	-	Sav. a/c with Bank of Mah. - FIST	984,415.00	-
OTHER LIABILITIES	-	6,294,161.00	Sav. a/c with Bank of Mah. - P.F.	8,358.00	-
Other Liabilities	6,294,161.00	-	Sav. a/c with Bank of Mah. - Salary	125,463.90	-
INTER UNIT BALANCES	-	14,511,139.73	Sav. a/c with U.B.I.	2,564,789.24	-
Shirdi Sai Rural Institutes	14,511,139.73	-	BANK CURRENT ACCOUNT	-	237,691.59
TOTAL		32,427,829.73	Current a/c with A.D.C.C. Rahata	5,488.90	-
			Current a/c with BOM (Net Banking)	37,791.92	-
			Current a/c with P.S.B. Rahata-1	2,002.07	-
			Current a/c with U.B.I. NSS	3,156.65	-
			Current a/c with U.B.I. - SWB	87,918.55	-
			Current a/c with P.S.B. Rahata-208	101,333.50	-
			CASH IN HAND	-	593.56
			INCOME & EXPENDITURE A/C	-	12,507,689.97
			Balance as Per Last Balance Sheet	11,257,993.92	-
			Income/Expenditure - Add	1,249,696.05	-
TOTAL		32,427,829.73	TOTAL		32,427,829.73

As per our report of even date
For Kadam & Company
Chartered Accountants

PLACE - RAHATA

DATE 24/7/2020


PRINCIPAL
Art's Science & Commerce College
Rahata, Tal. Rahata, Dist. A. Nagar




(U.S. Kadam)
Partner

UDFN-20031055AAAAHH1164

m.No. 031056

SHIRDI SAI RURAL INSTITUTE'S S, SCIENCE & COMMERCE COLLEGE RAHATA (SENIOR) A/P Pimpalas Tal. Rahata Dist. Ahmednagar FIXED ASSETS SCHEDULE AS ON 31ST MARCH 2020											
NAME OF ASSET		C O S T				D E P R E C I A T I O N				W D V	
	Rate	AS ON 31-3-19	ADDITIONS	SALE/ADJ.	TOTAL 31-3-2020	AS ON 31-3-19	DURING YEAR	SALE/ADJ.	TOTAL 31-3-2020	AS ON 31-3-2020	ASON 31-3-19
IMMOVABLE PROPERTIES											
1 Land	-	-	-	-	-	-	-	-	-	-	-
2 Buildings	2.50%	5,086,695.00	-	-	5,086,695.00	334,803.99	118,797.27	-	453,601.26	4,633,093.74	4,751,891.01
3 Compound Fencing	2.50%	675,319.00	-	-	675,319.00	59,787.25	15,388.29	-	75,175.54	600,143.46	615,531.75
4 Water Storage Tank	2.50%	1,316,226.00	-	-	1,316,226.00	156,504.94	28,993.03	-	185,497.97	1,130,728.03	1,159,721.06
5 Pipe & Pipe Fitting	2.50%	36,665.00	-	-	36,665.00	7,630.12	725.87	-	8,355.99	28,309.01	29,034.88
6 Wells	2.50%	344,035.00	-	-	344,035.00	81,385.03	6,566.25	-	87,951.28	256,083.72	262,649.97
7 Parking Shed	2.50%	675,004.00	-	-	675,004.00	25,101.71	16,247.56	-	41,349.27	633,654.73	649,902.29
8 Capital Work in Progress		-	-	-	-	-	-	-	-	-	-
Sub Total		8,133,944.00	-	-	8,133,944.00	665,213.04	186,718.27	-	851,931.31	7,282,012.69	7,468,730.96
B FURNITURE & DEAD STOCK	10%	4,608,494.00	975.00	-	4,609,469.00	2,051,816.47	255,765.25	-	2,307,581.72	2,301,887.28	2,556,677.53
C OTHER ASSETS											
1 Electrical Installation	10%	1,371,991.00	-	-	1,371,991.00	743,103.00	62,888.80	-	805,991.80	565,999.20	628,888.00
2 Library Books	10%	1,786,230.00	24,502.00	-	1,810,732.00	1,266,487.77	54,424.42	2,124.60	1,318,787.59	491,944.41	519,742.23
3 Lab Fittings & Equipment	10%	4,420,335.03	136,233.00	-	4,556,568.03	1,836,253.72	272,031.43	6,811.65	2,101,473.50	2,455,094.53	2,584,081.31
4 Games Equipment	10%	1,263,075.00	-	-	1,263,075.00	670,864.15	59,221.01	-	730,085.16	532,989.84	592,210.85
5 Works Exp equipment	10%	-	-	-	-	-	-	-	-	-	-
6 Audio Visual Aids	10%	17,945.00	-	-	17,945.00	17,945.00	-	-	17,945.00	-	-
7 Educational Aids	10%	111,866.00	-	-	111,866.00	64,646.61	4,721.94	-	69,368.55	42,497.45	47,219.39
8 Workshop Equipment	10%	-	-	-	-	-	-	-	-	-	-
9 Computer/Electronic Equip	20%	2,805,132.00	-	-	2,805,132.00	1,807,026.34	199,621.13	-	2,006,647.47	798,484.53	998,105.66
10 Swimming Pool Equip	10%	-	-	-	-	-	-	-	-	-	-
11 Office Equipment	10%	1,940.00	-	-	1,940.00	1,710.37	22.96	-	1,733.33	206.67	229.63
12 Other Equipment	10%	-	-	-	-	-	-	-	-	-	-
13 Solar Water H.S.	10%	-	-	-	-	-	-	-	-	-	-
Total		11,778,514.03	160,735.00	-	11,939,249.03	6,408,036.96	652,931.69	8,936.25	7,052,032.40	4,887,216.63	5,370,477.07
D LIVE STOCK	-	-	-	-	-	-	-	-	-	-	-
GRAND TOTAL		24,520,952.03	161,710.00	-	24,682,662.03	9,125,066.47	1,095,415.21	8,936.25	10,211,545.43	14,471,116.60	15,395,885.56

EXAMINED & FOUND CORRECT,
For Kadam & Company
Chartered Accountants


PRINCIPAL

Art's Science & Commerce College
Rahata, Tal. Rahata, Dist. A. Nagar



(U.S. Kadam)
Partner

UDIN - 20031055AAAAHN1164

M.No. 03/056

PLACE - RAHATA
DATE - 24/7/2020

Institutional Income & expenditure statements 2019-20(PG)

SHIRDI SAI RURAL INSTITUTE'S					
ARTS, SCIENCE & COMMERCE COLLEGE RAHATA (POST GRADUATE)					
Tal. Rahata Dist. Ahmednagar					
INCOME & EXPENDITURE ACCOUNT FOR THE YEAR ENDED 31ST MARCH 2020					
EXPENDITURE	AMOUNT	AMOUNT	INCOME	AMOUNT	AMOUNT
TO EXPENDITURE IN RESPECT OF PROPERTIES	-	144,748.22		-	-
Rent, Rates & Taxes	144,491.00	-	BY INTEREST	-	-
Insurance on Property	-	-	On Bank a/c	-	-
Depreciation on Immovable Property	257.22	-	BY DIVIDENDS	-	-
TO MEETING EXPENSES	-	11,750.00	BY FEES RECEIVED	-	2,507,260.00
TO AUDIT FEES	-	11,800.00	Admission Fees	7,050.00	-
TO DEPRECIATION ON OTHER ASSETS	-	177,389.85	Tuition Fees	709,598.00	-
TO EXPENSES ON OBJECT OF THE TRUST	-	9,801,693.60	Other Fees	1,790,612.00	-
Salaries & Allowances	4,099,338.00		Fee Arrears	-	-
Visiting/Guest Lecturer Honarium	51,500.00				
Bank Charges	580.00		BY OTHER INCOME	-	100,458.00
Advertisement Expenses	-		Other Receipts	16,199.00	-
Travelling Expenses	1,650.00		Miscellaneous Income	84,259.00	-
Postage & Telephone	200.00				
Printing & Stationery	24,553.60		BY EXCESS OF EXPENDITURE OVER INCOME	-	7,539,663.67
Newspapers & Periodicals	6,413.00				
Gymkhana & Gathering Expenses	7,337.00				
Vehicle Expenses	21,368.00				
Transport Charges	700.00				
Electrical Expenses	-				
Educational Expenses	-				
Affiliation Fee to Uni./Board	3,900.00				
Student Expenses	342,322.00				
Laboratory Current Exp.	15,822.00				
Administration Charges Exp.	84,127.00				
Repairs & Maintenance Expenses	4,941,049.00				
Other Misc. Expenses	200,834.00				
TOTAL		10,147,381.67	TOTAL		10,147,381.67

PLACE - RAHATA
DATE - 30.11.2020


PRINCIPAL
Art's Science & Commerce College
Rahata Tal. Rahata Dist. Ahmednagar



As per our report of even date
For Kadam & Company
Chartered Accountants


(U.S. Kadam)
Partner

M.No - 31055

UDIN - 20031055AAAAMB1585


SHIRDI SAI RURAL INSTITUTE'S					
ARTS, SCIENCE & COMMERCE COLLEGE RAHATA (POST GRADUATE)					
Tal. Rahata Dist. Ahmednagar					
BALANCE SHEET AS ON 31ST MARCH 2020					
FUNDS & LIABILITIES		AMOUNT	PROPERTIES & ASSETS	AMOUNT	AMOUNT
OTHER FUND	-	714,235.00			
Development Fund	606,615.00	-	IMMOVABLE PROPERTIES	-	10,031.76
Student Welfare Fund	84,659.00	-	FURNITURE AND DEAD STOCK	-	1,421,266.68
Student Aid Fund	22,961.00	-	OTHER ASSETS	-	183,162.04
			STOCK IN HAND	-	23,252.40
EARMARKED FUND	-	5,313.00			
Prize Fund	5,313.00	-	ADVANCES	-	26,660.00
			Advance to Employees	26,050.00	-
DEPOSITS	-	541,795.00	Advance to others	20.00	
Deposit from Student	541,795.00	-	Deposit for Services	590.00	
CURRENT LIABILITIES	-	28,524.00	BANK FIXED DEPOSIT	-	-
Creditors for Supplies & Expenses	756.00	-	F.D. with P.S.B Ltd.	-	-
Unpaid Salary	27,768.00				
OTHER LIABILITIES		82,084.00	BANK CURRENT ACCOUNT	-	140,897.00
Other Liabilities	82,084.00		Curr. a/c with P.S.B Ltd. -145	2,295.00	-
INTER UNIT BALANCES	-	11,274,838.27	Curr. a/c with P.S.B Ltd. -210	138,602.00	
Shirdi Sai Rural Institute	11,274,838.27		CASH IN HAND	-	566.00
			Cash in Hand		
			INCOME & EXPENDITURE A/C		10,840,953.39
			Balance as Per Last Balance Sheet	3,301,289.72	
			Income/Expenditure - Deficit	7,539,663.67	
TOTAL		12,646,789.27	TOTAL		12,646,789.27

PLACE - RAHATA
DATE - 30.11.2020


PRINCIPAL
Art's Science & Commerce College
Rahata, Tal. Rahata, Dist. A. Nagar



As per our report of even date
For Kadam & Company
Chartered Accountants


(U.S. Kadam)
Partner

UDIN - 20031055AAAA MB 1585
M.No - 31055

SHIRDI SAI RURAL INSTITUTE'S
S, SCIENCE & COMMERCE COLLEGE RAHATA (POST GRADE)
 Tal Rahata Dist. Ahmednagar

FIXED ASSETS SCHEDULE AS ON 31ST MARCH 2020

NO.	NAME OF ASSET	Rate	C O S T			D E P R E C I A T I O N				W D V	
			AS ON 31-3-18	ADDITIONS	SALE/ADJ.	TOTAL 31-3-2019	AS ON 31-3-18	DURING YEAR	SALE/ADJ.	TOTAL 31-3-2019	AS ON 31-3-2020
A	IMMOVABLE PROPERTIES										
1	Land	2.5%	-	-	-	-	-	-	-	-	-
2	Buildings	2.5%	-	-	-	-	-	-	-	-	-
3	Compound Fencing	2.5%	-	-	-	-	-	-	-	-	-
4	Misc. Construction	2.5%	-	-	-	-	-	-	-	-	-
5	Pipe & Pipe Fitting	2.5%	-	-	-	-	-	-	-	-	-
6	Wells	2.5%	12,975.00	-	-	12,975.00	2,686.02	257.22	-	2,943.24	10,031.76
7	Capital Work in Progress		-	-	-	-	-	-	-	-	-
	Sub Total		12,975.00	-	-	12,975.00	2,686.02	257.22	-	2,943.24	10,031.76
B	FURNITURE & DEAD STOCK	10%	500.00	1,578,949.00	-	1,579,449.00	263.80	157,918.52	-	158,182.32	1,421,266.68
C	OTHER ASSETS										
1	Electrical Installation	10%	57,066.00	7,200.00	-	64,266.00	23,369.10	4,089.69	360.00	27,098.79	37,167.21
2	Water Storage Tank	10%	-	-	-	-	-	-	-	-	-
3	Vehicles	10%	-	-	-	-	-	-	-	-	-
4	Library Books	10%	453,727.00	2,880.00	-	456,607.00	307,360.97	14,636.60	144.00	321,853.57	134,753.43
5	Lab. Fittings & Equipment	10%	23,656.00	-	-	23,656.00	11,165.56	1,249.04	-	12,414.60	11,241.40
6	Games Equipment	10%	-	-	-	-	-	-	-	-	-
7	Works Exp. equipment	10%	-	-	-	-	-	-	-	-	-
8	Audio Visual Aids	10%	-	-	-	-	-	-	-	-	-
9	Educational Aids	10%	-	-	-	-	-	-	-	-	-
10	Workshop Equipment	10%	-	-	-	-	-	-	-	-	-
11	Computer Equipment	20%	-	-	-	-	-	-	-	-	-
12	Swimming Pool Equip.	10%	-	-	-	-	-	-	-	-	-
13	Office Equipment	10%	-	-	-	-	-	-	-	-	-
14	Other Equipment	10%	-	-	-	-	-	-	-	-	-
15	Solar Water H.S.	10%	-	-	-	-	-	-	-	-	-
	Total		534,449.00	10,080.00	-	544,529.00	341,895.63	19,975.33	504.00	361,366.96	183,162.04
D	LIVE STOCK	-	-	-	-	-	-	-	-	-	-
	GRAND TOTAL		547,924.00	1,589,029.00	-	2,136,953.00	344,845.45	178,151.07	504.00	522,492.52	1,614,460.48

PLACE - RAHATA
 DATE - 30.11.2020

PRINCIPAL
 Art's Science & Commerce College
 Rahata, Tal. Rahata, Dist. A. Nagar

EXAMINED & FOUND CORRECT.
 For Kadam & Company
 Chartered Accountants

(U.S. Kadam)
 Partner

UDIN - 20031055AAAA MB 1585
 T. No - 31055

Audited statement of account highlighting for the budget heads of e- governance

implementation ERP Document

2018-19

Arts, Science and Commerce College, Rahata			
Expenditure incurred on Maintenance of Physical facilities and Academic Support Facilities			
Particulars	Actual Expenditure 2018-19		Total
	SR	PG	
Academic			
Library Books & E-Books	995	0	995.00
ADVERTISEMENT EXPENSES	4900	3024	7,924.00
AFFILIATION FEES TO UNI./BOARD	211400	0	2,11,400.00
CAREERER GUIDENCE COURSE EXPENSES	0	0	-
COMPUTER SOFTWARE FEES & EXPS.	23371	0.00	23,371.00
COMPUTER TRAINING EXPENSES	0	20400	20,400.00
EDUCATIONAL EXPENSES	252152	0	2,52,152.00
GARDEN EXPENSES	0	2900	2,900.00
LABORATORY CURRRENT EXPENCES	211878	55427	2,67,305.00
REGISTRATION FEES EXP.	0	0	-
RESEARCH PROJECT EXPENSES	0	3870	3,870.00
VARIOUS PROGRAM.& SEMINAR EXP	236056	3720.00	2,39,776.00
ADMINISTRATIVE CHARGES	0.00	0.00	-
BANK /CHARGES EXP.	3467.00	0.00	3,467.00
ELECTRICITY CHARGES EXP.	11180.00	0.00	11,180.00
SANITATION EXPENSES	13027.00	8771.00	21,798.00
LEGAL EXPENSES	3625.00	0.00	3,625.00
MISCELLANEOUS EXPENSES	179414.00	42439.00	2,21,853.00
POSTAGE & TELEGRAM EXPENSES	-	604.00	604.00
TELEPHONE & INTERNET EXPENSES	15382.00	3532.00	18,914.00
TRAVELLING & TRANSPORTING EXPENSES	148449.00	45990.00	1,94,439.00
NEWS PAPERS & PERIODICALS EXP.	18289.00	5661.00	23,950.00
PRINTING & STATIONERY EXP.	125266.78	4311.08	1,29,577.86
STATIONARY EXPENSES	0.00	0.00	-
MEETING EXPENSES	0.00	9500.00	9,500.00
N.S.S./N.C.C. EXP.	344883.8	0	3,44,883.80
STUDENT ACTIVITY EXPENSES	625498	754863	13,80,361.00
AUDIT FEE	17700	11800.00	29,500.00
Total	24,46,933.58	9,76,812.08	34,23,745.66
Physical			
BUILDING & FURNITURE INSURANCE	-	-	-
INSURANCE	19055	-	19,055.00
REP.& MAINT.	746704	10499.00	7,57,203.00
MESS CONSUMABLE EXP.	-	-	-
MESS GAS/FUEL EXPENSES	-	-	-
MESS GRAIN & GROSSARY EXP.	-	-	-
MESS OTHER EXP.	-	-	-
HOSTEL OTHER EXP.	-	-	-
SANITATION EXPENSES	-	-	-
SUPERVISION & SERVICE CHARGES EXP.	-	-	-
WATER CHARGES EXPENSES	-	-	-
ELECTRICITY MAINT.EXP.	-	-	-
REPAIRS TO EQUIPMENT	-	-	-
VEHICLE EXPENSES	-	-	-
Total	765759	10499.00	7,76,258.00
Grand Total	3212692.58	987311.08	42,00,003.66



FOR KADAM & COMPANY
CHARTERED ACCOUNTANTS
(U. S. KADAM)
PARTNER
Mem.No.03105

PRINCIPAL
Art's Science & Commerce College
Rahata, Tal.Rahata, Dist.A.Nagar

Audited statement of accounts highlighting E- Governance Implementation –

Note- The total expenditure for the financial year 2018-19 as per the Audited statement is Rs. 3,38,072/- out of which Rs. 23,371/- was spent on e-governance by the institution. The splitting of audited statement is as follows, where the total expenditure and the expenditure on e-governance is highlighted.

'Shirdi Sai Rural Institute's'
ARTS, SCIENCE AND COMMERCE COLLEGE, RAHATA
Tal- Rahata, Dist-Ahmednagar (423107)
(University of Pune Affiliated ID No. PU/AN/ASC/052/1997)
Phone- (02423) 204488, Fax- (02423) 204488
Email: rahatacollege@rediffmail.com
Website: http://pravarassri.org.in



Recipient of "Best Rural College Award" from Student Welfare Board, University of Pune (2011-12)
Recipient of "Best Rural College Award" from University of Pune (2012-13)
"NAAC ACREDITED "B++" GRADE"

Educational Expenses (2018-2019) 54

SR.NO	Account Head	Amount
1	Computer & Software Exps	23371
2	IQAC Exps	44280
3	MCED Program Exps	33100
4	Seminar & Workshop Exps	233696
Total-		338072/-



PRINCIPAL
Art's Science & Commerce College
Rahata, Tal.Rahata, Dist.A.Naga

Institutional Income & expenditure statements (SR) 2018-19


SHIRDI SAI RURAL INSTITUTE'S					
ART'S SCIENCE & COMMERCE COLLEGE RAHATA (SENIO)					
A/P. Pimpalas Tal. Rahata Dist. Ahmednagar					
INCOME & EXPENDITURE ACCOUNT FOR THE YEAR ENDED 31ST MARCH 2019					
EXPENDITURE	AMOUNT	AMOUNT	INCOME	AMOUNT	AMOUNT
TO EXPENDITURE IN RESPECT OF PROPERTIES		1,796,528.92	BY RENT	-	-
Rent, Rates & Taxes	1,025,956.00		BY INTEREST		20,167.00
Repairs & Maintenance	560,012.00		On Bank a/c	20,167.00	-
Insurance	19,055.00		On Other	-	-
Depreciation on Immovable Property	191,505.92			-	-
				-	-
TO INTEREST ON LOAN		-	BY DIVIDENDS	-	-
TO MEETING EXPENSES		-	BY DONATIONS	-	-
TO LEGAL & PROFESSIONAL EXPENSES		9,480.00	BY GRANTS		37,721,348.00
TO AUDIT FEES		17,700.00	Salary Grants	37,166,528.00	-
TO CONTRIBUTION & FEES		-	Non-Salary Grants	-	-
TO AMOUNT WRITTEN OFF		-	Term Fee grants	-	-
TO MISC. EXPENSES		-	Admission Fee Grants	23,662.00	-
TO DEPRECIATION ON OTHER ASSETS		837,534.56	Other Grants	531,158.00	-
TO EXPENSES ON OBJECT OF THE TRUST		40,703,318.88		-	-
Salaries & Allowances	37,141,862.00		BY FEES RECEIVED		2,775,137.00
Bank Charges	3,467.30		Admission Fees	15,020.00	-
Advertisement Expenses	4,900.00		Tuition Fees	575,820.00	-
Travelling Expenses	47,640.00		Term Fees	-	-
Postage & Telephone	17,510.00		Hostel Fees	-	-
Printing & Stationery	123,138.78		Boarding Mess Fees	-	-
News Papers & Periodicals	18,289.00		Other Fees	2,184,297.00	-
Gymkhana & Gathering Expenses	188,515.00			-	-
Vehicle Expenses	97,149.00		BY SUPERVISION CHARGES	-	-
Transport Charges	3,660.00		BY DISCOUNT	-	-
Electrical Expenses	11,180.00		BY OTHER INCOME		660,768.70
Term Fee & Exam Expenses	-		Profit on Sale of Assets	-	-
Recoverable Tuition Fees	-		Miscellaneous Income	660,768.70	-
Educational Expenses	338,072.00			-	-
Internet Fees/Charges	-		BY EXCESS OF EXPENDITURE OVER INCOME	-	2,187,141.66
Affiliation Fee to Uni /Board	211,400.00				
Laboratory Current Expenses	211,878.00				
Student Expenses	737,586.80				
Administrative Charges	965,486.00				
Repairs & Maintenance Expenses	186,692.00				
Other Misc. Expenses	394,893.00				
TOTAL		43,364,562.36	TOTAL		43,364,562.36

PLACE - RAHATA

DATE - 25/09/2019


PRINCIPAL

Art's Science & Commerce College
Rahata, Tal. Rahata, Dist. A. Nagar



As per our report of even date
For Kadam & Company
Chartered Accountants

(U S Kadam)
Partner

UDIN: 19031055 AAAAGR1793

SHIRDI SAI RURAL INSTITUTE'S ARTS, SCIENCE & COMMERCE COLLEGE RAHATA (TAL. RAHATA DIST. AHMEDNAGAR) BALANCE SHEET AS ON 31 ST MARCH, 2019					
FUNDS & LIABILITIES	AMOUNT	AMOUNT	PROPERTIES & ASSETS	AMOUNT	AMOUNT
OTHER FUND	-	10,744,277.00	IMMOVABLE PROPERTIES	-	7,468,730.96
Equipment Fund	2,300,000.00	-	FURNITURE AND DEAD STOCK	-	2,556,677.53
Building Fund	8,000,000.00	-	OTHER ASSETS	-	5,370,477.07
Student Aid Fund	133,797.00	-	STOCK IN HAND	-	160,565.00
Student Welfare Fund	134,480.00	-	ADVANCES	-	259,998.00
Other Fund	176,000.00	-	Advance to Employees	47,536.00	-
EARMARKED FUND	-	-	Deposit for Services	178,002.00	-
Prize Fund	-	-	Sundry debtors	34,460.00	-
DEPOSITS	-	858,635.00	BANK FIXED DEPOSIT	-	1,000,000.00
Security Deposit	319,475.00	-	F.D. with P.S.B Ltd.	1,000,000.00	-
Deposit from Students	539,160.00	-	BANK SAVING ACCOUNT	-	1,742,314.74
CURRENT LIABILITIES	-	250,556.00	Sav a/c with Bank of Mah - Exam	41,836.14	-
Creditors for Suppliers & expenses	250,556.00	-	Sav a/c with Bank of Mah - FIST	952,055.00	-
OTHER LIABILITIES	-	5,803,837.50	Sav a/c with Bank of Mah - P.F.	7,467.00	-
Other Liabilities	5,803,837.50	-	Sav a/c with Bank of Mah - Salary	109,973.60	-
INTER UNIT BALANCES	-	12,698,961.81	Sav a/c with U.B.I.	630,983.00	-
Shirdi Sai Rural Institutes	12,698,961.81	-	BANK CURRENT ACCOUNT	-	539,295.53
TOTAL		30,356,267.31	Current a/c with A.D.C.C. Rahata	5,488.90	-
			Current a/c with BOM (Net Banking)	50,649.00	-
			Current a/c with P.S.B. Rahata-1	2,007.07	-
			Current a/c with U.B.I. NSS	132,816.95	-
			Current a/c with U.B.I. - SWB	104,175.11	-
			Current a/c with P.S.B. Rahata-208	244,158.50	-
			CASH IN HAND	-	214.56
			INCOME & EXPENDITURE A/C	-	11,257,993.92
			Balance as Per Last Balance Sheet	9,070,852.26	-
			Income/Expenditure - Add	2,187,141.66	-
TOTAL		30,356,267.31	TOTAL		30,356,267.31

PLACE - RAHATA


DATE 25/09/2019


PRINCIPAL

Art's Science & Commerce College
Rahata, Tal. Rahata, Dist. A. Nagar



As per our report of even date
For Kadam & Company
Chartered Accountants


(U.S. Kadam)
Partner

UDIN: 19031055 AAAAGR1793

SHIRDI SAI RURAL INSTITUTE'S
ARTS, SCIENCE & COMMERCE COLLEGE RAHATA (SENIOR)
A/P Pimpalas Tal. Rahata Dist. Ahmednagar
FIXED ASSETS SCHEDULE AS ON 31ST MARCH 2019

SR NO.	NAME OF ASSET	Rate	C O S T				D E P R E C I A T I O N				W D V	
			AS ON 31-3-18	ADDITIONS	SALE/ADJ.	TOTAL 31-3-2019	AS ON 31-3-18	DURING YEAR	SALE/ADJ.	TOTAL 31-3-2019	AS ON 31-3-2019	AS ON 31-3-18
A	IMMOVABLE PROPERTIES											
1	Land	-	-	-	-	-	-	-	-	-	-	-
2	Buildings	2.50%	5,086,695.00	-	-	5,086,695.00	212,960.63	121,843.36	-	334,803.99	4,751,891.01	4,873,734.37
3	Compound Fencing	2.50%	675,319.00	-	-	675,319.00	44,004.38	15,782.87	-	59,787.25	615,531.75	631,314.62
4	Water Storage Tank	2.50%	1,316,226.00	-	-	1,316,226.00	126,768.50	29,736.44	-	156,504.94	1,159,721.06	1,189,457.50
5	Pipe & Pipe Fitting	2.50%	36,665.00	-	-	36,665.00	6,885.64	744.48	-	7,630.12	29,034.88	29,779.36
6	Wells	2.50%	344,035.00	-	-	344,035.00	74,650.42	6,734.61	-	81,385.03	262,649.97	269,384.58
7	Parking Shed	2.50%	675,004.00	-	-	675,004.00	8,437.55	16,664.16	-	25,101.71	649,902.29	666,566.45
8	Capital Work in Progress	-	-	-	-	-	-	-	-	-	-	-
	Sub Total		8,133,944.00	-	-	8,133,944.00	473,707.12	191,505.92	-	665,213.04	7,468,730.96	7,660,236.88
B	FURNITURE & DEAD STOCK	10%	3,195,059.00	1,413,435.00	-	4,608,494.00	1,846,265.35	276,222.87	70,671.75	2,051,816.47	2,556,677.53	1,348,793.65
C	OTHER ASSETS											
1	Electrical Installation	10%	1,247,991.00	124,000.00	-	1,371,991.00	680,115.44	69,187.56	6,200.00	743,103.00	628,888.00	567,875.56
2	Library Books	10%	1,785,235.00	995.00	-	1,786,230.00	1,208,793.91	57,743.61	49.75	1,266,487.77	519,742.23	576,441.09
3	Lab. Fittings & Equipment	10%	4,420,335.03	-	-	4,420,335.03	1,549,133.57	287,120.15	-	1,836,253.72	2,584,081.31	2,871,201.46
4	Games Equipment	10%	1,263,075.00	-	-	1,263,075.00	605,062.94	65,801.21	-	670,864.15	592,210.85	558,012.06
5	Works Exp. equipment	10%	-	-	-	-	-	-	-	-	-	-
6	Audio Visual Aids	10%	17,945.00	-	-	17,945.00	17,945.00	-	-	17,945.00	-	-
7	Educational Aids	10%	111,866.00	-	-	111,866.00	59,400.01	5,246.60	-	64,646.61	47,219.39	52,465.99
8	Workshop Equipment	10%	-	-	-	-	-	-	-	-	-	-
9	Computer/Electronic Equip	20%	2,033,789.00	771,343.00	-	2,805,132.00	1,653,917.80	230,242.84	77,134.30	1,807,026.34	998,105.66	379,871.20
10	Swimming Pool Equip.	10%	-	-	-	-	-	-	-	-	-	-
11	Office Equipment	10%	1,940.00	-	-	1,940.00	1,684.85	25.52	-	1,710.37	229.63	255.15
12	Other Equipment	10%	-	-	-	-	-	-	-	-	-	-
13	Solar Water H S	10%	-	-	-	-	-	-	-	-	-	-
	Total		10,882,176.03	896,338.00	-	11,778,514.03	5,776,053.52	715,367.49	83,384.05	6,408,036.96	5,370,477.07	5,106,122.51
D	LIVE STOCK	-	-	-	-	-	-	-	-	-	-	-
	GRAND TOTAL		22,211,179.03	2,309,773.00	-	24,520,952.03	8,096,025.99	1,183,096.28	154,055.80	9,125,066.47	15,395,885.56	14,115,153.04

EXAMINED & FOUND CORRECT.
For Kadam & Company
Chartered Accountants

PLACE - RAHATA
DATE - 25/09/2019

PRINCIPAL
Art's Science & Commerce College
Rahata, Tal. Rahata, Dist. A. Nagar


(U S Kadam)
Partner
UDIN: 19031055AAAAGR1793

Institutional Income & expenditure statements (PG) 2018-19


SHIRDI SAI RURAL INSTITUTE'S					
ARTS, SCIENCE & COMMERCE COLLEGE RAHATA (POST GRADUATE)					
Tal. Rahata Dist. Ahmednagar					
INCOME & EXPENDITURE ACCOUNT FOR THE YEAR ENDED 31ST MARCH 2019					
EXPENDITURE	AMOUNT	AMOUNT	INCOME	AMOUNT	AMOUNT
TO EXPENDITURE IN RESPECT OF PROPERTIES	-	135,146.82		-	-
Rent, Rates & Taxes	134,883.00	-	BY INTEREST	-	-
Insurance on Property	-	-	On Bank a/c	-	-
Depreciation on Immovable Property	263.82	-	BY DIVIDENDS	-	-
TO MEETING EXPENSES	-	9,500.00	BY FEES RECEIVED	-	2,281,700.00
TO AUDIT FEES	-	11,800.00	Admission Fees	4,690.00	-
TO DEPRECIATION ON OTHER ASSETS	-	21,421.06	Tuition Fees	729,135.00	-
TO EXPENSES ON OBJECT OF THE TRUST	-	3,848,186.08	Other Fees	532,798.00	-
Salaries & Allowances	2,804,238.00	-	Fee Arrears	1,015,077.00	-
Visiting/Guest Lecturer Honarium	-	-		-	-
Bank Charges	712.00	-	BY OTHER INCOME	-	62,562.00
Advertisement Expenses	3,024.00	-	Other Receipts	-	-
Travelling Expenses	1,920.00	-	Miscellaneous Income	62,562.00	-
Postage & Telephone	4,136.00	-		-	-
Printing & Stationery	4,311.08	-	BY EXCESS OF EXPENDITURE OVER INCOME	-	1,681,791.96
Newspapers & Periodicals	5,661.00	-		-	-
Gymkhana & Gathering Expenses	3,609.00	-		-	-
Vehicle Expenses	44,070.00	-		-	-
Transport Charges	-	-		-	-
Electrical Expenses	-	-		-	-
Educational Expenses	41,360.00	-		-	-
Affiliation Fee to Uni./Board	-	-		-	-
Student Expenses	18,390.00	-		-	-
Laboratory Current Exp.	55,427.00	-		-	-
Administration Charges Exp.	77,937.00	-		-	-
Repairs & Maintenance Expenses	10,499.00	-		-	-
Other Misc. Expenses	772,892.00	-		-	-
TOTAL		4,026,053.96	TOTAL		4,026,053.96

PLACE - RAHATA
DATE - 25/09/2019





PRINCIPAL
Art's Science & Commerce College
Rahata, Tal. Rahata, Dist. A. Nagar



As per our report of even date
For Kadam & Company
Chartered Accountants


(U.S. Kadam)
Partner

UDIN: 19031055 AAAAGR1793

SHIRDI SAI RURAL INSTITUTE'S					
ARTS, SCIENCE & COMMERCE COLLEGE RAHATA (POST GRADUATE)					
Tal. Rahata Dist. Ahmednagar.					
BALANCE SHEET AS ON 31ST MARCH 2019					
FUNDS & LIABILITIES		AMOUNT	PROPERTIES & ASSETS	AMOUNT	AMOUNT
OTHER FUND	-	691,120.00			
Development Fund	606,615.00	-	IMMOVABLE PROPERTIES	-	10,288.98
Student Welfare Fund	67,664.00	-	FURNITURE AND DEAD STOCK	-	236.20
Student Aid Fund	16,841.00	-	OTHER ASSETS	-	192,553.37
			STOCK IN HAND	-	18,015.00
EARMARKED FUND	-	5,313.00			
Prize Fund	5,313.00	-	ADVANCES	-	35,245.00
			Advance to Employees	34,655.00	-
DEPOSITS	-	452,910.00	Deposit for Services	590.00	
Deposit from Student	452,910.00	-			
CURRENT LIABILITIES	-	90,635.00	BANK FIXED DEPOSIT	-	-
Creditors for Supplies & Expenses	63,840.00	-	F.D. with P.S.B Ltd.	-	-
Unpaid Salary	26,795.00				
OTHER LIABILITIES		255,083.00	BANK CURRENT ACCOUNT		38,492.00
Other Liabilities	255,083.00		Curr. a/c with P.S.B Ltd. -145	2,392.00	-
INTER UNIT BALANCES	-	2,101,594.27	Curr. a/c with P.S.B Ltd. -210	36,100.00	
Shirdi Sai Rural Institute	2,101,594.27		CASH IN HAND	-	535.00
			Cash in Hand		
			INCOME & EXPENDITURE A/C		3,301,289.72
			Balance as Per Last Balance Sheet	1,619,497.76	
			Income/Expenditure - Deficit	1,681,791.96	
TOTAL		3,596,655.27	TOTAL		3,596,655.27
<div> <div> PLACE - RAHATA DATE 25/09/2019 </div> <div>  PRINCIPAL Art's Science & Commerce College Rahata, Tal. Rahata, Dist. A. Nagar </div> <div>  <div> As per our report of even date For Kadam & Company Chartered Accountants  (U.S. Kadam) Partner UDIN: 19031055 AAAAGR1793 </div> </div> </div>					

